

WATERSKI RULES

20 26



INTERNATIONAL WATERSKI & WAKEBOARD FEDERATION

WATERSKI RULES 2026

Editor:

IWWF World Waterski Council

Front Cover:

Sponsored by British Water Ski and Wakeboard

Design by Tony Fisher (GBR) at Spectrum Creative

Images courtesy of Johnny Hayward Photo (CAN) with agreement from Hanna Straltsova and Joel Poland.

Hanna Straltsova and Joel Poland are featured on the cover as they have been chosen by the World Waterski Council as the, "IWWF Waterski Athletes of the Year 2025".

SECTION 1 – GENERAL RULES

Rule 1 - General

- 1.01: Applicability of the Rules
- 1.02: Exceptions to the Rules
- 1.03: Interpretation of the Rules
- 1.04: Amendments to the Rules
- 1.05: Identifying Bibs
- 1.06: Drug Testing
- 1.07: Unsportsmanlike Conduct
- 1.08: Unsafe Skier Disqualification
- 1.09: Tolerances
- 1.10: IWWF License
- 1.11: Radio Communication
- 1.12: Video Specifications
- 1.13: Recordings/Transmissions
- 1.14: Judgement Call
- 1.15: Skiers Report During Event
- 1.16: Post event Judging.

Rule 2 – Competition Events

- 2.01: Events
- 2.02: Rounds
- 2.03: Age Divisions
- 2.04: Control of the site
- 2.05: U-10 and 70+ Skiers Start

Rule 3 – Officials and Assistants

- 3.01: Placement of Judges
- 3.02: Secondary Positions
- 3.03: Officials Uniforms
- 3.04: Officials Conflicts of Interest
- 3.05: Voting of the Judges
- 3.06: Harmonisation of Officials Grades

Rule 4 – Safety

- 4.01: Safety Director
- 4.02: Competition Safety Stoppages
- 4.03: Personal Floatation Device (PFD)
- 4.04: Equipment Safety
- 4.05: Safety Boats
- 4.06: Safety Boats crew:
- 4.07: Use of the Competition Boat for Assistance.
- 4.08: On Site Medical Facilities
- 4.09: Helmets
- 4.10: Concussion

Rule 5 - Boats - Skis - Towlines

- 5.01: General Boat Description
- 5.02: Speed Control
- 5.03: GPS Speed Control and Timing Setup
- 5.04: Speed Control Adjustment Charts
- 5.05: Approved Boats and Specific Regulations
- 5.06: Boat Added Weight and Manufacturers Equipment
- 5.07: Boat Mapping

- 5.08: Skis
- 5.09: Tow Lines
- 5.10: Tow Lines for the Trick Event
- 5.11: Skier Supplied Handle in Slalom and Jump
- 5.12: Jump Switch

Rule 6 – Boat Speed and Tolerances

- 6.01: Boat Speeds
- 6.02: Tolerances
- 6.03: Accuracy of Timing Devices

SECTION 2 – THE SPORT RULES

Rule 7 – Definitions and General Rules

- 7.01: Competition Area
- 7.02: Definition of a Fall
- 7.03: Definition of Skiing Position
- 7.04: Start Dock Management

Rule 8 – Slalom

- 8.01: General Slalom Event Rules
- 8.02: Shortening speeds
- 8.03: Entering the Course
- 8.04: Damaged Equipment
- 8.05: Boat Times
- 8.06: Slalom Towers
- 8.07: Buoys
- 8.08: A Miss or "Riding Over"
- 8.09: Scoring Buoys
- 8.10: The End of the Run
- 8.11: Event Scoring and Placement
- 8.12: Ties
- 8.13: Slalom Judging
- 8.14: Safety Equipment
- 8.15: Boat Path/End Course Video
- 8.16: Official Slalom Course
- 8.17: Optional Slalom Course Turn Buoy
- 8.18: Slalom Judging Tower Placement
- 8.19: Overlapping Courses (8 buoys course)

Rule 9 – Tricks

- 9.01: General Trick Event Rules
- 9.02: Trick Course and Passes
- 9.03: Boat Speed
- 9.04: Entering the Course
- 9.05: Damaged Equipment
- 9.06: If a Skier Falls
- 9.07: Timing for the Trick Pass will start
- 9.08: The Trick Pass Shall End
- 9.09: Proceeding Through the Trick Passes
- 9.10: The skier shall set the speed
- 9.11: Communication with the Judges
- 9.12: Officials
- 9.13: Release – Rope Release.
- 9.14: Ballast tank – Competition Supplied Weight.
- 9.15: Timing the Trick Pass

- 9.16: Credit for Tricks
- 9.17: Tricks at the End of the Pass
- 9.18: Use of the Video Camera
- 9.19: Scoring
- 9.20: Ties
- 9.21: Trick Descriptions and Values
- 9.22: Trick Value Chart
- 9.23: Official Tricks course

Rule 10 - Jump

- 10.01: General Jump Event Conditions
- 10.02: Description of the Jump Ramp
- 10.03: Entering the Course
- 10.04: Damaged Equipment
- 10.05: Jump Speeds and Ramp Height
- 10.06: Boat Timing and Re-ride Situations
- 10.07: Fall After a Jump
- 10.08: Officials Stopping a Jump
- 10.09: Scoring of a Jump
- 10.10: The Result of a Skier Falling
- 10.11: Boat Path
- 10.12: Officials
- 10.13: Jump Distance Measurement
- 10.14: Ties
- 10.15: Safety Equipment
- 10.16: Official Jump Course
- 10.17: Ramp Setting Chart

Rule 11 – Overall Competition

- 11.01: Rules for U-10, U-14, 65+ and over Individual Overall

Rule 12 – Re-rides

- 12.01: Team Representative
- 12.02: Re-ride Criteria
- 12.03: Granted Re-ride Procedure
- 12.04: Requests for Re-rides
- 12.05: Boat Path or Speed Error - Jump
- 12.06: Re-rides - Slalom
- 12.07: Re-rides - Tricks

Rule 13 – Protests & Video Challenge

- 13.01: Who may Protest and How it is done
- 13.02: Allowable Reasons for Protests
- 13.03: Protest Submission Procedure
- 13.04: Video Challenge
- 13.05: Computation Error Procedure
- 13.06: Tricks Score Sheet Availability
- 13.07: Posting Definition
- 13.08: Collected money for Video Challenge and Protest.

SECTION 3 - WORLD CHAMPIONSHIPS RULES

Rule 14 – World Championships Administration

- 14.01: Frequency of Competition
- 14.02: Effectivity of the World Championships

- 14.03: Schedule of Events
- 14.04: Chief Judge & Appointed Officials
- 14.05: Choosing Appointed Judges
- 14.06: Event Judges
- 14.07: Site Familiarisation
- 14.08: Rounds
- 14.09: Numbers in Finals
- 14.10: Schedule Changes
- 14.11: Boats
- 14.12: Entry and Administration
- 14.13: Skier Eligibility
- 14.14: Wild Cards
- 14.15: Placement Eligibility Chart
- 14.16: Scoring
- 14.17: Safety Director
- 14.18: Identifying Bibs

Rule 15 – World Open Championships Rules

- 15.01: Skiers who may participate
- 15.02: Team Selection
- 15.03: Slalom Starting Speeds
- 15.04: Overall and Team Competition
- 15.05: Wild Cards

Rule 16 – World Under 17 Championships Rules

- 16.01: Skiers who may Participate
- 16.02: Team Selection
- 16.03: Slalom Starting Speed:
- 16.04: Overall and Team Competition
- 16.05: Number of Officials
- 16.06: Wild Cards

Rule 17 – World Under 21 Championships Rules

- 17.01: Skiers who may participate
- 17.02: Team Selection
- 17.03: Slalom Starting Speeds
- 17.04: Overall and Team Competition
- 17.05: Number of Officials
- 17.06: Wild Cards

Rule 18 – World 35+ Championships Rules

- 18.01: Skiers who may participate
- 18.02: Team Selection
- 18.03: Slalom starting/shortening Speed:
- 18.04: Overall and Team Competition
- 18.05: Wild Cards

SECTION 4 – MISCELLANEOUS RULES

Rule 19 – IWWF Multi-Sport Games

- 19.01: General
- 19.02: Overall Final
- 19.03: Who may Protest and How it is Done
- 19.04: Trick Score Sheet Availability
- 19.05: The World Games – Skier Selection
- 19.06: ANOC World Beach Games – Skier Selection

Rule 20 – World Cup Rules

Rule 21 – Head to Head Competition

21.01: Head-to-Head Competition

Rule 22 – Ski Flying

22.01: Ski Flying General Definition and Conditions

22.02: Ski Fly Tow Lines

22.03: Ski Fly Ramp

22.04: Ski Fly Pylon Specifications

22.05: Ski Fly Reference Buoys for Spectators

22.06: Ski Fly Boat Minimum Qualification

22.07: Ski Fly Boat Speeds

22.08: Ski Fly World Records

22.09: Ski Fly Course

Rule 23 – Records

23.01: What Records are Recognized

23.02: Competitions where Records may be set

23.03: Jump Records

23.04: Slalom Records

23.05: Tricks Records

23.06: Open Division Overall Records

23.07: Under 21 Record

23.08: Under 21 Overall Records

23.09: Under 17 Records

23.10: Under 17 Division Overall Records

23.11: Ties in an Event

23.12: Record Review Process

23.13: Record Administration

Rule 24 – World Ranking List

Rule 25 – General Homologation Guidelines

25.01: General Homologation Guidelines:

25.02: Slalom Homologation Guidelines:

25.03: Tricks Homologation Guidelines:

25.04: Jump Homologation Guidelines:

25.05: Survey Methodology:

25.06: Video Specification Requirements:

25.07: Video Jump Measurement System:

25.08: BPMS System Technical Requirements:

25.09: Minimum Competition Standards

25.10: Homologation Dossier (2026)

25.11: Allowable Structure for a Floating Course

25.12: Specific Inscribed Circle Algorithm

Appendix

Jump event Sheet

Trick Timing Chart

Trick Event Sheet

Trick Judges scoring form

Slalom Event Sheet

SECTION 1 – GENERAL RULES

These rules supersede all previous editions and addenda and shall remain in effect until an amended edition of the rules is published. The 2020 Rulebook is the base rulebook. **All changes for 2026 will be in Red.** These rules have been drafted in English. In the case of conflicting interpretation, only the English text shall be considered authentic. All correspondence regarding these rules should be addressed to the Chairman of the World Waterski Council: Mr. Candido Moz at mozc@live.com.

Rule 1 - General

1.01: Applicability of the Rules

The rules set forth here govern Waterski Competitions sanctioned by the International Water Ski & Wakeboard Federation. Except for entry requirements and other administrative matters, the Confederations must follow these rules for their sanctioned competitions. It is requested that Federations establish rules as close to these rules as possible. Whenever the masculine is used, the same shall be construed as meaning the feminine where the context so requires.

1.02: Exceptions to the Rules

Where compliance with the rules is not feasible, the Chief Judge shall, with the approval of a majority of the Appointed Judges, make the necessary changes, inform each competitor by posting, and send a report to the World Waterski Council. Where the rules are definite and feasible, a vote of the Judges to decide whether to enforce any provision is prohibited.

1.03: Interpretation of the Rules

Questions of interpretation of the rules shall be referred to the World Waterski Council when possible. Any interpretation made by the World Waterski Council as a whole shall be considered final. Otherwise, the interpretation shall be made by a majority vote of the Appointed Judges, and the Chief Judge shall make a report to the World Waterski Council concerning the question.

1.04: Amendments to the Rules

Amendments made prior to the annual revision of the rules must be approved by a two-thirds (2/3) majority of the members of the World Waterski Council. The rules may be amended at any time by the World Waterski Council. The amended rules shall become effective sixty (60) days after all affiliated Federations are notified and the posting of the official minutes on <https://iwwf.sport/> except in the case of new tricks submitted prior to September 30, which may be added by simple majority, and become effective immediately on November 1. All new tricks submitted must include a video showing the trick.

Until such time as a new edition of the rules is published, the current rules, as amended by the World Waterski Council, remain in effect. A unanimous decision of the members of the World Waterski Council is immediately applicable.

Under the authority of the World Waterski Council Chairman, proposed rules may be tested. The Chairman shall determine the appropriate homologation level under the test conditions. A complete report of the results of the test will be made by the Homologator and Chief Judge and sent to the Chairman for distribution to the World Waterski Council.

1.05: Identifying Bibs

It may be required that skiers must wear identifying bibs while skiing. The bibs must be of a design approved by the Chief Judge and Event Organiser. The design must allow for use of an arm sling in jumping and be snug so that it does not interfere with the free movement required in tricks. Spare bibs should be available at the starting dock in case a skier's bib is damaged and unusable. Skiers must each wear the bib assigned to them only. A Refusal by the skier to wear the bib will result in disqualification from that event. However, accidental leaving off the bib not noticed in advance by anyone will incur a fine of US\$250 payable to the event organiser.

1.06: Drug Testing

All competitors must agree to be subject to doping control. Specific policies and procedures regarding doping control shall be under the control of the Medical Commission of the IWWF.

1.07: Unsportsmanlike Conduct

Any competitor (or his representative) or official whose conduct is deemed unsportsmanlike or whose conduct may cause discredit to the IWWF, either on or off the competition site, before, during, or after the competition, may be disqualified from all or part of the competition including completed events by a two-thirds (2/3) majority vote of the Appointed Judges. The affected individual will be given an opportunity to present his case before a disqualification decision is made. In the case of a finding of unsportsmanlike conduct, a report must be submitted by the Chief Judge to the Chairman of the World Waterski Council.

1.08: Unsafe Skier Disqualification

No skier shall be allowed to compete or to continue to compete if, in the opinion of the Safety Director and a majority of the Event Judges, his competing would be a danger to himself or other skiers in the competition. During the competition, the Safety Director may, at any time, request the Chief Judge to halt the competition for a poll of the Event Judges regarding a skier's actions or conditions. Whenever practical, the advice of a doctor should be obtained.

1.09: Tolerances

All tolerances are to allow for human error and the intentional use of tolerances by competition officials to improve skier performance will not be tolerated. In any activity involving the performance of an official where a tolerance is involved, it is the official's responsibility to attempt to be as close as possible to the actual specification.

1.10: IWWF License

These are available to purchase through the IWWF Event Management System (EMS)

It is requested that Federations ensure that all their athletes hold a valid IWWF license before participating in "L", "R", "CP" or "Titled Events".

A skier without a valid IWWF license cannot take part in these competitions.

1.11: Radio Communication

Radio communication between a coach and competitor while skiing is permitted.

The instrumentation worn by the skier must be of a type such as not to be dangerous to the skier in case of a fall.

The responsibility for the system used is entirely that of the competitor.

System malfunction or interference in transmission, cannot be used as a reason for a re-ride request.

1.12: Video Specifications

Video to be used:

For Judging purposes, only an official video, as determined by the Homologator and Chief Judge prior to the event(s), can be used. This may be any video as long as it captures the same view for the entire event (eg. from the boat).

For a record review and approval process any available video as determined by the Homologator and Chief Judge can be used.

See rule 25 for video resolution and requirements.

Video Property:

All videos become the property of IWWF and shall be kept in the custody of the Chief Judge during the competition. At the end of the competition the responsibility of the videos goes to the organiser, who must keep them in custody or uploaded to a suitable storage site for one year, in such a way that they are available if required by IWWF.

1.13: Recordings/Transmissions

The recording and transmission of any audio utilised during a competition, either for judging or webcasting which includes the interaction of any Officials during their official capacity must not be broadcast to the general public nor reproduced for general consumption. The privacy of officials must be safeguarded.

With the explicit permission of the Chief Judge, personal video recording from the trick boat may be allowed. The Chief Judge must consider safety when approving such use. No recording equipment or brackets may be fitted to the boat in any fashion.

The placement of webcast cameras in the Jury Towers must be done in agreement with the Chief Judge.

No other microphone or camera can be placed in the boat or in the Jury Tower.

Rule 1 - General

1.14: Judgement Call

When a judgment decision cannot be made after all allowable reviews, then the decision shall be to the benefit of the skier. This rule is applicable for all Judge's decisions.

1.15: Skiers Report During Event

It is the duty of each skier to report to the Chief Judge during the competition if he believes the rules are not being followed or adhered to. The issue will be addressed at the competition.

1.16: Post event Judging.

Post-competition judging is contrary to the spirit and intent of these Rules and shall not be permitted. However, specific portions of an event may be recorded on a memory card (or similar device) solely for immediate review and judging as part of the same judging process.

The recording of any competition, in whole or in part, for deferred judging on a subsequent day or days is not permitted.

Rule 2 – Competition Events

2.01: Events

The events in a Competition may be Slalom, Tricks, Jump and Overall.

2.02: Rounds

The maximum number of scores/rounds which can count for the rankings list or records is limited to 4 at any one competition - meaning consecutive days at the same site.

For L & R Homologation purposes, a competition or competitions with an allowed maximum of 4 homologates rounds (in each of slalom, tricks and jump) must be followed by 3 whole days before the next competition can start at the same site code.

If a competition has more than 4 rounds per event, the 4 homologated rounds need to be declared by the organiser before the beginning of the competition.

If a skier enters in more than one age Division and thus has more than 4 scores, he must declare before the start of the competition which 4 scores are to be considered valid for the Ranking List.

Two Competitions of two round each meet the criteria of this rule.

2.03: Age Divisions

The Competition in each event shall be separated into a Men/Boys and a Women/Girls division.

- a. **Under 10:** The maximum age of any boys/girls entering in this division is 9 years as of December 31, preceding the competition. This means that the last year of eligibility of a skier is the year in which he has his 10th birthday.
- b. **Under 14:** The maximum age of any boys/girls entering in this division is 13 years as of December 31, preceding the competition. This means that the last year of eligibility of a skier is the year in which he has his 14th birthday.
- c. **Under 17:** The maximum age of any skier participating is 16 years as of December 31, preceding the competition. This means that the last year of eligibility of a skier is the year in which he has his 17th birthday.
- d. **Under 21:** The maximum age of any skier participating is 20 years as of December 31, preceding the competition. This means that the last year of eligibility of a skier is the year in which he has his 21st birthday.
- e. **Open:** No age restrictions.
- f. **35+:** 35 years and older - as of December 31, preceding the competition.
- g. **45+:** 45 years and older - as of December 31, preceding the competition.
- h. **55+:** 55 years and older - as of December 31, preceding the competition.
- i. **65+:** 65 years and older - as of December 31, preceding the competition.
- j. **70+:** 70 years and older - as of December 31, preceding the competition.
- k. **75+:** 75 years and older - as of December 31, preceding the competition.
- l. **80+:** 80 years and older - as of December 31, preceding the competition.
- m. **85+:** 85 years and older - as of December 31, preceding the competition.

2.04: Control of the site

Once homologation starts, use of the site is under the authority of the Chief Judge until the completion of the competition.

After a competition has started, the use of the homologated site(s) can no longer be used for training. The WSC may grant an exception to this rule only upon request and for valid reasons.

2.05: U-10 and 70+ Skiers Start

U-10 and 70+ skiers who fail to get up on their first pull in any event will be allowed a second attempt. No third attempt will be allowed.

Rule 3 – Officials and Assistants

3.01: Placement of Judges

Where practical, Judges shall be separated to ensure completely independent opinions.

3.02: Secondary Positions

Personnel to fill secondary positions shall be selected by the Chief Judge from among other experienced Judges and Officials in attendance.

3.03: Officials Uniforms

It is recommended that officials wear standard uniforms consisting of a white polo shirt and navy-blue or black shorts. If heavier clothing is required due to the weather, the same colour scheme shall be maintained of plain white top and navy-blue or black trousers.

3.04: Officials Conflicts of Interest

No conflict of interest is allowed for Titled and CP events. For “R” and “L” competitions no conflict of interest is allowed unless it is not possible to run the competition according to the rules, (i.e. no properly qualified official available without a conflict of interest). In this case at least one-half of the Appointed Judges shall have no conflict of interest with any skier competing in the event. If a conflict of interest exists, the appointed official so affected shall not rule.

Conflicts of interest, as defined by the following:

- a) An official for an event shall have no conflict of interest with respect to any skier competing in that event. For this purpose, "official" shall include boat drivers, event judges, scorers and all secondary positions.

A conflict of interest shall be regarded as existing if the official is:

- a) A member of the immediate family of a competitor, to include lineal descendants and ancestors, brothers, sisters, and spouses of the competitor or any of the above family members.
- b) In a position, which may give the appearance of a lack of independence. These conflicts shall be determined by the Chief Judge with respect to event officials and by the Appointed Judges with respect to the Chief Judge and other appointed officials.

3.05: Voting of the Judges

Unless otherwise specifically stated, every vote of the Appointed Judges or the Event Judges shall be decided by a simple majority of the judges voting. In the event of a tie, the Chief Judge shall cast the tie-breaking vote. All issues should be settled before the next competitor starts.

3.06: Harmonisation of Officials Grades

The World Waterski Council recommends that Confederations and National Federations adopt the following officials' naming protocol.

There will be 4 levels of Officials:

a) Level 1 (D1, J1, H1, S1)

- Requires Confederation Testing Approval
- Can Chief or be an appointed official at World Titled, Confederation Titled, Record “R” and Rankings “L” Events.

(Currently - E&A Judge, Pan Am Judge, etc.)

Level 1 Judges will be subject to periodic re-evaluation and or testing by peers in order to retain their qualifications. The test will be prepared and taken under Confederation supervision. If they do not 'pass' re-evaluation, they are automatically downgraded to Level 2.

b) Level 2 (D2, J2, H2, S2)

- Requires Confederation Testing Approval.
- Can Chief or Officiate at Confederation Titled, Record “R”, Rankings “L” events.
- Can officiate at World Titles Events by exception.

(Currently - Senior USA, E&A Level 2, Aus/NZ Level 2, etc.)

c) Level 3 (D3, J3, H3, S3)

- Requires National Federation Testing/Approval.
- Can only officiate at Rankings “L” competitions.

(Currently - Regular USA, E&A Level 3, Aus/NZ Level 3, etc)

Limitation of L3 Officials to “L” events: Please refer to rule [25.09](#).

d) Level 4 (D4, J4, S4)

- Requires National Federation Testing/Approval.
- Can only officiate at National competitions.
- Assistant /Entry Level officials
(Currently – Assistant USA, Aus/NZ Level 4, Canada, etc)

Note:

- 1) Officials appointed for World Titled and Confederation Titled Events must be qualified in all 3 events.
- 2) Single event and Two event officials are recognised at all levels.

Rule 4 – Safety

4.01: Safety Director

A Safety Director shall be responsible for the safe conditions of all equipment, facilities and operation of a competition, but this shall not prevent him from delegating specific responsibilities to his assistants as approved by the Chief Judge. He shall have the authority to take whatever action is necessary, including stopping the competition, whenever he observes a condition, he believes unsafe. The Chief Judge may overrule any contemplated action or decision of the Safety Director on his own responsibility. Every competition shall have a designated Safety Director and medical and safety arrangements shall be made appropriate to the size, rating and location of the competition.

4.02: Competition Safety Stoppages

Should the Safety Director stop a competition for any reason, disqualification time periods ([8.04](#), [9.05](#), [10.04](#)) shall not run as long as the competition is stopped. The Safety Director should remain near the competition area as much as possible.

4.03: Personal Floatation Device (PFD)

It is the responsibility of each skier to ensure their PFD meets the following specifications:

- a) It must be smooth and soft and free from attachments or material likely to cause injury in a fall.
- b) It must be constructed and fastened in such a manner that it is unlikely to be torn loose or damaged so as to render it useless in a hard fall.
- c) It must float the skier.
- d) It must not be an inflatable device.
- e) It must be constructed to provide adequate protection from impact damage to the ribs and internal organs. A normal wet suit shall not be considered adequate protection in this respect.

A PFD must be worn in slalom and jump but is at the skier's option in tricks.

4.04: Equipment Safety

The Safety Director shall determine whether equipment to be used by a competitor meets safety specifications.

4.05: Safety Boats

A safety boat shall be used during all events. The suggested positioning is:

- a) Slalom Events - operating outside of course between No. 2 and No. 5 skier buoys.
- b) Jumping Events - operating opposite side of ramp, out-side of jump course buoys facing skier's anticipated point of landing.
- c) Trick Events - operating outside of course buoys facing skier during pass.

At certain sites, where it is practical and feasible, with the approval of the Safety Director, and per the IWWF Safety Manual, rescue teams may operate from shore.

4.06: Safety Boats crew:

Safety boat crew must consist of:

- a) An experienced driver who is familiar with the conduct of all practice and competition events.
- b) A swimmer, also familiar with all practice and competition events as well as being fully trained in First Aid, Emergency Resuscitation and Water Rescue Techniques.

The swimmer will always wear a life jacket and, in the event of a serious fall, will jump into the water to assist the skier. If the injured skier is unable to climb into the safety boat with little or no assistance, the skier will be floated to shore and lifted from the water on a suitable board or stretcher. Under no circumstances will an injured skier be lifted passively over the side of the safety boat. It is emphasised that in international competitions language difficulties may interfere with communication, and for this reason, the swimmer MUST GET IN THE WATER to assist the injured skier.

4.07: Use of the Competition Boat for Assistance.

If a suitable safety boat is not available, and it is not possible for the rescue team to operate from the shore, the competition boat may be used as a first response vehicle to rescue an injured skier. In this case, in addition to the normal crew (Driver and Judge), a rescue swimmer familiar with competition events, must be on board.

Rule 4 – Safety

This rescue swimmer must be fully trained in First Aid, Emergency Resuscitation and Water Rescue Techniques. In addition, the boat will be equipped with the floating stretcher (which could be inflatable) and the collar.

4.08: On Site Medical Facilities

The Safety Director will appoint a Competition Medical Officer who will undertake to provide the following services:

- a) A suitably qualified medical officer will be in attendance during all competition events.
- b) A suitably equipped medical station prepared to deal with any sort of medical emergency will be conveniently located at the competition site.
- c) Suitable transportation facilities that will allow an injured skier to be moved safely and promptly to the best local medical unit for further care.

A working relationship will be established between the local hospital or medical unit and the Competition Medical Officer, such that casualties will get prompt and expert treatment when required.

4.09: Helmets

Skiers must wear a suitable helmet in the jump event.

4.10: Concussion

(This document will be updated at any time deemed necessary by the Medical Commission)

Concussion Protocol

Any athlete that sustains a head injury after a suspicious fall shall be subject to a concussion assessment using the IWWF [On-Water Concussion Assessment Tool \(OWCRT\)](#). If the assessment is negative, the athlete will be allowed to complete the remainder of the event. If the assessment is positive, the athlete will be returned to the starting dock where a second assessment using the OWCRT will be administered by an Event Official. If the assessment is again positive for a second time, the athlete will be removed from competition and entered into a six-phase brain recovery program which is part of the IWWF Concussion Protocol. The competition should be put on hold while both assessments are being carried out.

In the case of sports divisions, where there are no event officials on the water, the 1st OWCRT should ideally be done by the safety person and the 2nd OWCRT by another official (it can be anyone). Once a decision has been made by these two officials, using the OWCRT, it cannot be overruled by anyone.

In all cases, the Safety Director shall submit an [Incident Report](#) if the Athlete is deemed to have sustained a concussion using the OWCRT.

All IWWF National Federations shall implement a Concussion Protocol of their own for use at events that are outside the remit of the IWWF. No National Federation shall allow an athlete who has been diagnosed with concussion to take part in further competitions until the six-phase brain recovery programme has been completed and the athlete declared safe to compete.

ON-WATER CONCUSSION RECOGNITION TOOL

To help identify concussion in children, adolescents and adults

RECOGNISE & REMOVE

Head impacts can be associated with serious and potentially fatal brain injuries. This On-Water Concussion Recognition Tool (OWCRT) is to be used for the identification of suspected concussion. It is not designed to diagnose concussion.

STEP 1: RED FLAGS – CALL AN AMBULANCE

If there is concern after an injury including whether ANY of the following signs are observed or complaints are reported then the player should be safely and immediately removed from the activity. If no licensed healthcare professional is available, call an ambulance for urgent medical assessment:

- Neck pain or tenderness
- Severe or increasing headache
- Seizure or convulsion
- Deteriorating conscious state
- Double vision
- Weakness or tingling/burning in arms or legs
- Loss of consciousness
- Increasingly restless, agitated or combative
- Vomiting

REMEMBER

- In all cases, the basic principles of first aid (danger, response, airways, breathing, circulation) should be followed.
- Assessment for a spinal cord injury is critical
- Do not attempt to move the player (other than required for airway support) unless trained to do so.
- Do not remove a helmet or any other equipment unless trained to do so safely.

If there are no Red Flags, identification of possible concussion should proceed to the following steps:

STEP 2: OBSERVABLE SIGNS

Visual clues that suggest possible concussion include:

- Lying motionless on the field of play
- Disorientation or confusion, or an inability to respond appropriately to questions
- Slow to get up after a direct or indirect hit to the head
- Balance, gait difficulties, motor incoordination, stumbling, slow laboured movements
- Extension Posture of Arms & Legs
- Blank or vacant look
- Facial injury after head trauma

STEP 3: SYMPTOMS

- Headache
- Neck pain
- "Pressure in head"
- Blurred vision
- Balance problems
- "Don't Feel Right"
- Nausea or vomiting
- Difficulty concentrating
- Difficulty remembering
- Not Thinking Clearly
- Dizziness

STEP 4: MEMORY ASSESSMENT

(IN ATHLETES OLDER THAN 12 YEARS)

- Failure to answer any of these questions (modified appropriately for each sport) correctly may suggest a concussion.
- Which competition are you at now?
- Who Was On The Water Before You?
- What is the day of the week?
- What Month Is This?

Score: Any positive check marks ✓ = Yes

The athlete is taken immediately to shore for a second assessment, using the OWCRT

Athletes with suspected concussion should:

- Not be left alone initially
- Not drink alcohol
- Not use recreational / prescription drugs
- Not be sent home by themselves. They need to be with a responsible adult.
- Not drive a motor vehicle until cleared to do so by a **QUALIFIED** healthcare professional.

This OWCRT has been prepared by the International Waterski & Wakeboard Federation to guide and assist Federations, Clubs, Event Organisers, Coaches, Officials and all concerned with towed water sports.



It may be downloaded, printed and laminated to carry in the boat or at the site.

Any revision and any reproduction in a digital form requires approval by the IWWWF World Medical Committee. It should not be altered in any way, rebranded or sold for commercial gain.

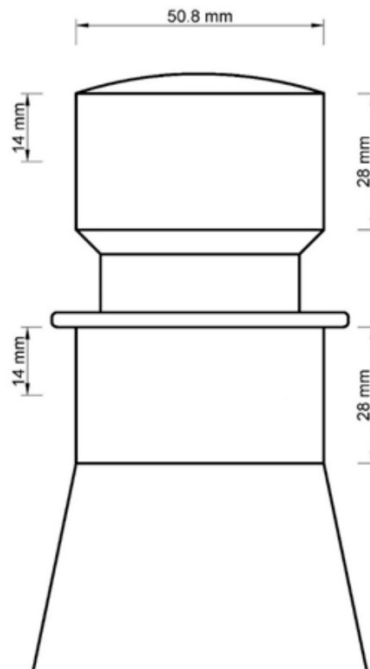
Rule 5 - Boats - Skis - Towlines

For IWWF Towboat Approval refer to Official IWWF Towboat Policy.

5.01: General Boat Description

- a) Boats must have the performance necessary to attain and maintain the required boat speeds while towing a heavy skier under competition conditions.
- b) Overall length shall be approximately 5.00 metres but must not exceed 6.50 metres. The beam shall be not less than 1.80 metres and not more than 2.50 metres.
- c) Boats shall be equipped with a towing pylon on the centreline of the boat, approximately amidships which shall be a minimum of 65cm and a maximum of 1.20 metres above the water when the boat is standing still with no occupants aboard. The entire pylon assembly shall be of fail-safe construction, designed to withstand a minimum loading of 600kg through an angle of 70° from the stern on both sides. The towing pylon shall have an area integrated in its design for attachment of a trick release mechanism. It is recommended that this area be included both above and below the tow rope attachment location and be located as required to ensure clearance of the rope and/or trick release mechanism from the engine housing. This area for attachment of the trick release mechanism shall be cylindrical with a diameter of 50.8mm, +0.00mm, -0.25mm, and a minimum height of 28mm. Any manufacturer not wishing to comply shall be responsible to see that trick releases fitting his pylon are available at competitions where his boats are used.

Pylon specification drawing - The following diagram depicts the dimensions detailed above.



- d) Either inboard, inboard/outboard, or outboard power may be used.
- e) For Jumping and Slalom, identical boats must be used by contestants in an event. A different boat could be used in each round of the competition, but not different boats within one round. For Tricks, the skier may select any one of the types of boats chosen for the competition. Two teams of drivers and boat officials may be assigned to the Trick event at the option of the Chief Judge. The driver may be changed by the Chief Judge if he deems it necessary due to the length of the event. The Chief Judge may decide to use alternating identical boats to eliminate lost time and to speed up the running of the event.

5.02: Speed Control

Speed control is required for all World Championships, Ranking List and Record Capability events. Calibration should take place before the competition starts or the skiers arrive. The homologation notice will state the make and model of the speed control and if specific features/settings are to be used.

For the World Championships:

- a) The specific make and model of speed control will be announced when the boats are announced. (see [14.11](#)).
- b) The speed control program version to be used will be announced 3 months prior to the relevant World Championships. That version must be available worldwide and may not change until after the World Championships.

Some of the important points are as follows:

- a) If speed control breaks, then go to manual. If a replacement unit or boat is not available, or the unit cannot be quickly repaired, then the competition shall be continued with manual driving with performance restrictions for those performances done with manual driving as follows.

Maximum Scores with no Speed Control

Division	Slalom	Tricks	Jump	Overall
Open/U-21 Men	3@58/10.75m	8500 points	61m	2200 points
Open/U-21 Women	6 @ 55/12m	6000 points	40m	2100 points
Under 17 Boys	3@ 58/12m	5000 points	41m	1500 points
Under 17 Girls	3@ 55/13m	4400 points	32m	1500 points

When the speed control cuts out or fails to operate or is a deviation from normal operation (i.e. a malfunction) the skier is entitled to a re-ride for failure of equipment and can improve the score.

- b) If the unit allows, the speed may be micro adjusted a set number of specific speed steps to compensate for wind or current conditions on a pass by pass basis under the control and/or observation of the boat judge.
- c) The principal job of the speed control is to provide independence of the manual operator and to give in tolerance speeds, as close as possible to actual times.
- d) The Boat Judge and the Driver shall jointly agree on the setting of the speed control and the allowed adjustments for wind conditions, etc., with the goal of having the machine produce actual times for each pass.
- e) If the boat officials feel that a significant change must be made in the setting for the jump event (i.e. one letter change) to obtain the proper actual time, they will notify the skier of the change when it is made, before his next jump.
- f) For each skier, a written record shall be kept of the initial setting of the speed control and any changes that are made during his turn.
- g) For Slalom: The speed control system needs to be engaged by the 55m buoy.
- h) For Jump: The manufacturer's recommendations shall be used regarding any skier selections of parameters. The skier will tell the Driver/Boat Judge the letter he wants to jump with. The driver/boat Judge may adjust if required to get the correct times. The actual letter is the relation between skier weight and best jump scored. Skier weight is considered with worn equipment without skis. Reference can be found in Jump letter charts. In an pro cash prize competition, the skiers can use the World Record distance as their best.
- i) No back up time is required when using speed control.
- j) Each currently manufactured speed control system has parameters that are to be set to provide proper and fair operation. Zero Off Parameter Adjustment Chart is included and must be followed.
- k) There must be a second display unit for the Boat Judge in slalom and jump if the speed control system is not GPS based.

Official Settings Reference Chart

Updated speed control parameters may be posted, accompanied by a revision date, and will supersede the speed control parameters printed in this Rulebook, for updates please refer to USA website.

Special Note: Speed Control systems are evolving and the most up to date information is incorporated into the Settings Chart. The IWWF is working closely with speed control manufacturers to ensure the devices meet competition needs. Notable changes are due to the incorporation of GPS which allows "virtual" buoy timing and may or may not be integrated with magnet systems. Only approved speed control systems will be supplied on competition boats.

The goal is to minimise, if not eliminate variable input except for the chosen speed.

5.03: GPS Speed Control and Timing Setup

The GPS location set up should be according to manufacturer’s specification. The Homologator and Driver must check together that the set-up is correct and according to the manufacturer’s guidelines.

5.04: Speed Control Adjustment Charts

Speed Control Parameter Adjustment Chart (Feb 2023)

JUMP

ZERO OFF PARAMETER	WHO DETERMINES	WHEN	
TOURNAMENT MODE	Driver/Judge	Before event	TOURNAMENT MODE ONLY
BOAT SPEED	Skier	Before each pass	Set Speed in MPH/KPH
JUMP LETTER	Driver / Judge With input from skier	Before each jump Boat crew may adjust as necessary including for the first jump	Skier may adjust initial setting +/- 4 letters. Adjust as necessary. Use Jump Letter Chart as an alternative to select initial jump letter
FAST or RTB (Return to Baseline)	Skier	Before each skier based on type of 41-meter segment pull requested	Use screen to turn "RTB" either ON or OFF. With "RTB" ON setting the system will return to baseline speed
POWER FACTOR (PF)	Driver / Judge With input from skier	5.3/5.7 liter engine - start with 6 or 7 6.0/6.2 liter engine - start with 4 or 5 Boat crew may adjust as necessary	Range 0 to 15 - Raises or lowers the base speed. A lower number result in boat entering the course slower. At 3 or below there is no additional decrease in baseline (adjustments are then made to the ramp rate of the letter)
41 METER SEGMENT ADDER (Raises the boat speed in the 41 Meter segment - adds to the target speed)	Driver/Judge	Boat crew may adjust as necessary Start at 0	ADD - Range = 0 to 9 Start at 0 Adjust as needed for actual times. This number follows "Power Factor" Example - 6:0 (6 is the Power Factor and 0 is the "add")
COUNTER CUT TIME (Not typically adjusted)	Driver	Before event May be adjusted for strong head or tail wind to control speed during counter cut	Recommended: Head Wind 180 Tail Wind 170 ¾ Cut 160
GPS MAPPING	Driver & Judge	Before event and as necessary if off more than 2.5 meters	Map course when pylon is aligned with the start of the timing buoys

Speed Control Parameter Adjustment Chart (Feb 2023)

SLALOM

ZERO OFF PARAMETER	WHO DETERMINES	WHEN	TOURNAMENT MODE ONLY
TOURNAMENT MODE	Driver/Judge	Before event	TOURNAMENT MODE ONLY
BOAT SPEED	Skier	Before each pass	Speed in MPH/KPH
A1, A2, A3 B1, B2, B3 C1, C2, C3	Skier Default is B2 unless skier asks for other setting	Before each pass	A = Slowest engine response B = Moderate engine response C = Fastest engine response 1 = Softest feel behind the boat 2 = Moderate feel behind the boat 3 = Firmest feel behind the boat
“+” SETTING	Skier Default is OFF	Before each pass	With “+” ON – Engine will respond quicker.
GPS MAPPING	Driver & Judge	Before event and as necessary if off more than 2.5 meters	Map course when GPS Puck is aligned with the start of timing buoys

TRICKS

ZERO OFF PARAMETER	WHO DETERMINES	WHEN	TOURNAMENT MODE ONLY
BOAT SPEED	Skier	Before each pass	Speed in MPH/KPH
A1, A2, A3 B1, B2, B3 C1, C2, C3	Skier Default is B2 unless skier asks for other setting	Before each pass	A = Slowest engine response B = Moderate engine response C = Fastest engine response 1 = Softest feel behind the boat 2 = Moderate feel behind the boat 3 = Firmest feel behind the boat
“+” SETTING	Skier Default is OFF	Before each pass	With “+” ON – Engine will respond quicker

NOTE: Updated speed control parameters may be posted on the USA WS website, accompanied by a revision date, and will supersede the speed control parameters printed in the AWSA Rule Book. No changes shall be made between July 1 and the conclusion of Nationals.

**ZERO OFF APPROVED SOFTWARE
USA WATERSKI
(Revised 05/20/2025)**

ZO with ECI SINGLE PUCK (Rev T)

<u>BOAT MANUFACTURER</u>	<u>ZO SOFTWARE VERSION w/ ECI SINGLE PUCK</u>
NAUTIQUE 2026 (6.2L / 5.3L)	E1886100T

ZO with ECI SINGLE PUCK (Rev S)

<u>BOAT MANUFACTURER</u>	<u>ZO SOFTWARE VERSION w/ ECI SINGLE PUCK</u>
CENTURION	E1886100S
MALIBU (2019 & Earlier)	E1886100S
MALIBU (2020 Model Yr. & Later)	E1886101S
MASTERCRAFT (2019 & Earlier)	E1886100S
MASTERCRAFT (2020 Model Yr.)	E1886101S
MASTERCRAFT (2021 Yr. & Later)	E1886102S
NAUTIQUE (6.2L / 5.3L)	E1886100S
NAUTIQUE (5.7L)	E1886180S
NAUTIQUE (6.0L)	E1886190S

ZO with ECI SINGLE PUCK (Rev R)

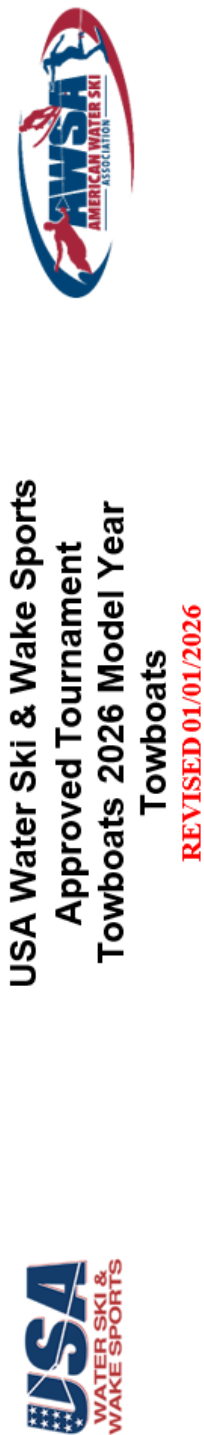
<u>BOAT MANUFACTURER</u>	<u>ZO SOFTWARE VERSION w/ ECI SINGLE PUCK</u>
CENTURION	E1886401R
MALIBU	E1886401R
MASTERCRAFT	E1886401R
NAUTIQUE	E1886400R
NAUTIQUE (5.7L)	E1886480R
NAUTIQUE (6.0L)	E1886490R

ZO with GARMIN DUAL PUCKS (Rev R)

<u>BOAT MANUFACTURER</u>	<u>ZO SOFTWARE VERSION w/ GARMIN DUAL PUCKS</u>
CENTURION	E1886205R (latest) E1886102R
MALIBU	E1886256R (latest)
MASTERCRAFT	E1886205R (latest) E1886204R E1886203R E1886102R
NAUTIQUE	E1886303R (latest - Linc Display) E1886302R E1886203R (latest - ZO Head Unit) E1886202R

5.05: Approved Boats and Specific Regulations

a) PANAM Confederation Manufactured



The 2026 Model Year towboats below meet the 2025-2026 USA Water Ski Approved Tournament Towboat Evaluation criteria and are “APPROVED” for sanctioned events. Boats are approved only as tested, and must be configured with engine, transmission, propeller, and speed control system as shown below.
As Chief Driver, it is your responsibility to ensure Towboats are used in tournaments as approved and configured below.

Boat Manufacturer	Model	New/Unmodified	Engine Mfr. & Model/Trans.	Propeller		Speed Control
				Mfg./Model	Blades	
Malibu	Response TXi	Unmodified	5.3L M5Di / 1:1	AC 525*	3	13 x 11.5 Nibral
				AC 525	3	13 x 11.5 Nibral
				AC 515	3	13 x 12 Nibral
				OJ 358	3	13x11 Nibral
MasterCraft	ProStar	Unmodified	Ilmor MV8 (6.0L) / 1.26:1 Ilmor MV8 (6.2L) / 1.22:1	OJ 359	3	13x11.25 Nibral
				OJ 3024-MF*	4	13 x 15 Nibral
				OJ 1709-MF OJ 867-MF	4 3	13.9 x 14.25 Nibral 14 x 13.5 Nibral
Nautique	Ski Nautique	New	PCM ZZ5 (5.3L) / 1.23:1	AC 1490*	4	13.25 x 15.5 Nibral
				AC 4000	3	13 x 15 Nibral
			PCM ZZ6 (6.2L) / 1.23:1	AC 4654*	4	14 x 16 Nibral
				AC 4000	3	13 x 15 Nibral

NOTE: Props indicated with * are typically the primary prop; however, boats with engines approved with more than one propeller may use any approved prop in sanctioned tournaments.

b) Europe & Africa Confederation Manufactured

- Boesch 560 Competition
- Boesch 625 Competition
- MasterCraft ProStar 190 VW225-6 Diesel engine MasterCraft ProStar 190 VW265-6 Diesel engine
- RHEA MARINE / METHOD – Tricks and Jump

NOTE: For Record Capability and Rankings List competitions an approved boat must be used. Previously approved boats that have not been modified can be used for Record Capability and Rankings List competitions if they are equipped with an approved Speed Control System.

5.06: Boat Added Weight and Manufacturers Equipment

a) Boat Added Weight

If considered necessary to achieve a balanced boat, the Driver with the agreement of the Boat Judge may add a suitable weight to the passenger or driver's area to even out boat balance, wakes, spray and boat handling. In addition, weight not exceeding 25kg. may be added to the bow of the boat for purposes of levelling the boat. Any added weight shall not present a hazard to the boat occupants or potentially damage the boat's interior. Once placed the weight shall remain until any change of the boat crew takes place.

Note: no other weight can be added to the boat with the exception reported below and in rule [9.14](#).

b) Manufacturers Equipment

The following guidelines should be followed when using boats with equipment installed by the manufacturers:

MasterCraft Ballast/ Weight System – Tricks Only

The ProStar is approved in Tricks:

- 1) with a weight system; and
- 2) without a weight system.

If the boat is used with the ballast/weight system, it must be configured as it was tested and approved.

2021 & Later – If weighted, two options:

- 1) 90kg total, using two sets of weight bags totalling 45kg each installed in each of the two rear compartment trays; or
- 2) 45kg total, using two sets of weight bags totalling 22.5kg each installed in each of the two rear compartment trays.

2020 & Earlier – If weighted, the configuration must include a full ballast / fat sack in the bilge; under the floor compartment/middle judges' seat 68kg. In addition, 68kg total in the stern using two sets of weight bags totalling 34kg each installed in each of the two rear compartment trays.

Rear storage compartment trays are located inside the top loading access doors at the back of the boat.

The ProStar is not approved with any other configuration, in other words, a user cannot simply put weight on the boat floor, with the exception of point a) above and rule [9.14](#).

Nautique Hydrogate – 2018 & Earlier

The Nautique Hydrogate can be set in one of two positions, slalom or tricks/jump (may not be set in between modes).

- **Tricks:** The default position is the trick mode. The skier has the option of using the slalom mode. It is the skier's responsibility to inform the boat crew when choosing the slalom option. The skier may choose to change the setting between passes.
- **Jump:** The default position is the jump mode. The skier has the option of using the slalom mode. It is the skier's responsibility to inform the boat crew of slalom option prior to leaving the dock.
- **Slalom:** The gate will remain in the slalom mode.

Nautique Hydrogate & MicroTuners – 2019 & Later

The Nautique Hydrogate has 11 settings (Zero to Ten – inclusive).

- **Slalom:** The gate will remain in the slalom mode.
Microtuners - There will be NO RE-RIDES for a setting different than requested, if the adjustment for the line length is within the Matrix provided by the company. If a rope length is selected that changes the Microtuner setting (for example the proper rope length should have had the Microtuners deployed and the chosen length did not deploy them), then a re-ride will be allowed. If a complete pass was made, there will be no re-ride.
- **Tricks:** The Trick Hydrogate will be 0 to 10. The default setting is Trick mode (10). The Hydrogate may be adjusted to a setting from 0 to 10 of Slalom (0), Middle 1 to 9 or Trick mode (10). The skier may choose to change the setting between passes.
- **Jump:** The Jump Hydrogate will be 0 to 10. The default setting is Jump mode (10). The Hydrogate may be adjusted to a setting of Slalom (0), Middle 1 to 9 or Jump mode 10. It is the skier's responsibility to inform the boat crew his Hydrogate setting prior to leaving the dock. It will remain in that position for his/her turn.

Ski Nautique Ballast System – Tricks Only – 2019 & Later

If equipped, the ballast system starting level may be chosen by the skier (0%, 25%, 50%, 75%, or 100%). The skier may select +/- 50% for his second pass based on his first pass selection. The Local Organising Committee along with the Chief Judge may set a maximum upper ballast level. If so, the skier may not exceed that limit when selecting a second pass change.

5.07: Boat Mapping

How do we map the boat?

To map Zero Off, first locate the screen in the system with the map function, select the course type (slalom or jump). Idle the boat through the entrance gates of the slalom or jump course. When the boat passes the entrance buoy as outlined below, press the Select Key or the Start Gate Button (depending on system) as outlined below:

- * **For jump**, start the mapping process when the ski pole (pylon) is in line with the start time gates (15-19 ST) and end mapping when the ski pole (pylon) is at the mid time buoys (15-19 MT).
- * **For slalom**, start mapping when the GPS puck(s)/receiver is in line with the entry gate buoys and end mapping when the GPS puck(s)/receiver is in line with the exit gate buoys.

Who should map the boat?

The boat mapping should always be performed by the Driver and another official.

When should we map the boat?

The boat should be mapped – at a minimum:

- * Each day before the start of the Slalom event.
- * Each day before the start of the Jump event.
- * Before the Slalom finals.
- * Before the Jump Finals.

If the timing beep is not in alignment with the start of the entrance gates, the boat should be re-mapped. Also, the boat should be remapped whenever the beep from the timing system is off more than 2.5 metres and the Driver and the Boat Judge agree that the boat should be remapped.

If the Driver and Boat Judge are not in agreement the Homologator will be asked to create a majority decision if the boat should be remapped.

Why do we sometimes need to re-map the boat?

Sometimes, even when the course has been mapped accurately, due to external factors, the system can lose the position precision. You will notice significant differences between the timing beep and the location of the start of entrance the course.

If this occurs during competition, and the Driver and boat Judge agree that more than 2.5 metres exists between the timing beep and the entrance gates, the boat should be re-mapped.

The Boat Judge will inform the Jury tower as soon as is practical.

What is the procedure for re-mapping the boat during the Jump event?

If the Driver and Boat Judge agree that the boat mapping is incorrect, they should:

- * Stop the boat when it is safe to do so.
- * Inform the skier that the boat may need to be remapped.
- * Re-map the boat.
- * Continue with the skier.

If a re-ride will be granted it will be only for the involved jump.

What is the procedure for re-mapping the boat during the Slalom event?

If the Driver and Boat Judge agree that the boat mapping is incorrect, they should:

- * Continue until the end of the pass and stop the boat when it is safe.
- * Inform the skier that the boat may need to be remapped.
- * Re-map the boat, as specified above.

Give the skier an OPTIONAL RE-RIDE - NO PROTECTED SCORE, for failure of competition equipment, only for the involved pass.

5.08: Skis

- a) Maximum ski width shall not exceed 30 percent of the overall length for jump and slalom skis and 35 percent of the overall length for trick skis.
- b) Any type of fixed foot bindings may be used.
- c) Devices affixed to the ski intended to control or adjust the skiing characteristics of the ski are allowed if they are fixed so that they do not move or change during actual skiing.
- d) No other devices are permitted.
- e) Skis must be safe. There must be no unnecessary sharp or abrasive (to the touch) metal, wood or other attachments to the ski which could, in the opinion of the Safety Director, inflict injury to the skier should he come in contact with the ski in a fall.
- f) Attaching two separate skis together in any manner is prohibited.

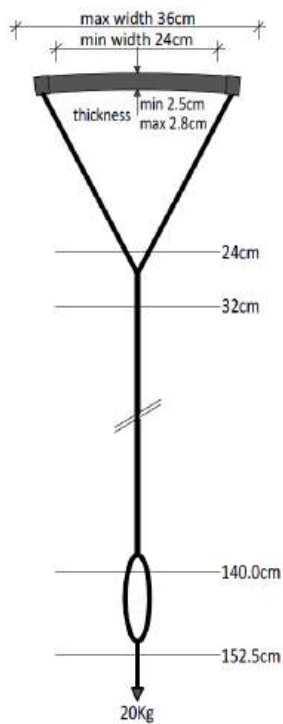
5.09: Tow Lines

The Competition Organiser shall furnish single handle 23m and 18.25m tow lines constructed as in (d) below, made of a single braided, monofilament line of plastic material, with the handles and lines meeting the following specifications:

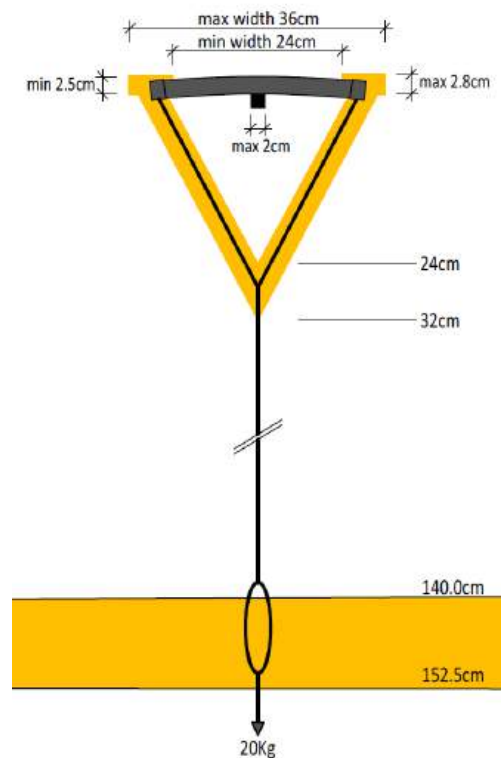
- a) Breaking load, minimum = 726kg.
 - 1) 8mm (Lighter Line), 499 kg minimum breaking load, may be used up to and including the Under 14 Age Division. (With or without shortening loops). 5mm light line is not approved for L and R events. All measurements of tow lines shall be made under 20kg tension and shall be made between the following points as applicable:
 - 1) the inside edge of the handle at the point furthest from the attaching loop.
 - 2) the inside surface, furthest from the handle, of any attaching loop.
- b) Splices shall be 15cm (minimum) long secured with tucks before and/or after the splice or knotted to prevent slipping.
- c) The tow lines may be made in one section or alternatively in two sections consisting of a single line 21.5m long for jumping, and 16.75m long for slalom, and a handle portion of 1.5m. One-piece lines are optional, but two-piece lines must be provided by the Competition Committee, and 21.5m and 16.75m. portions must be made available. Multi-segment slalom lines may be used. The segments shall be coloured in the same sequence as the loops as shown in [\(5.09e\)](#).
- d) Competition supplied handles shall be made of a material with a non-slip surface or coating, have no sharp edges or projections, and slalom handle must have protective end caps. The attaching ropes must in all cases go through the handle and must be attached so there is no possibility of movement between the rope and handle when in use. The handle shall be attached to the rope so that it is perpendicular to the direction of the line. The minimum certified breaking load of the handle shall be 408kg applied at the rate of 290kg for a minute at two load points 9cm apart at the centre of the handle with the ends supported at the rope holes.
 - Outside diameter shall be between 2.50cm to 2.80cm
 - Width shall be between 24cm and 36cm.
 - The length of the handle measured from the inside surface of the attaching loop furthest from the handle to the inside edge of the handle must be 1.50m +2.5cm / -10.0cm, length shall be measured using a 2cm block at the inside edge at the centre. See picture 2 below.

Competition supplied handle must be similar in design and construction to picture 1 below.

1) Handle Design



2) Handle Measurement Device



e) Tow lines to be used for the Slalom event shall have loops spliced into the line at distances from the handle of 18.25m, 16m, 14.25m, 13m, 12m, 11.25m and 10.75m to permit quick change of line length. Additional loops should be added if there is a reasonable expectation that they will be used. The lengths are as follows:

- o 10.25m
- o 9.75m
- o 9.50m

Due to the physical difficulty of adding splices for a 25cm shortening, a different rope may be used for the 9.5m shortening if necessary.

A tolerance of plus or minus 15cm on the distance from the loop to the handle is allowed for the rope lengths at 18.25m, 16m, and 14.25m.

From the 13m rope length on, this tolerance is reduced to plus or minus 7.5cm.

The loops must be colour coded to help differentiate between them. The colours must be clearly visible and clearly distinguishable. The following sequence must be used:

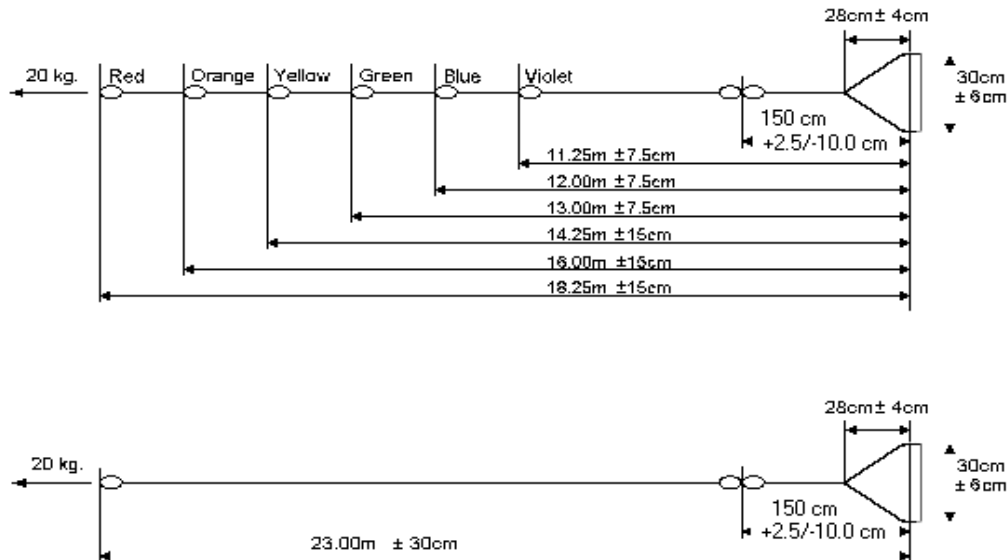
- o 18.25m red
- o 16.00m orange
- o 14.25m yellow
- o 13.00m green
- o 12.00m blue
- o 11.25m violet (blue/white)
- o 10.75m white
- o 10.25m pink
- o 9.75m black
- o 9.50m red

The end loop on the rope need not be colour coded.

The shortening should be done by putting the loop directly over the pylon.

Rule 5 - Boats - Skis - Towlines

f) Dimensions shall be as follows:



g) Differing rope specifications

Organisers have the option to supply one or more types of rope provided they meet the above specifications.

If multiple types of rope are supplied, there must be a minimum of 2 ropes of each type.

Ropes may be:

- 1) the same brand with the same specifications.
- 2) the same brand with differing specifications; or
- 3) different brands altogether.

The LOC is responsible for determining which type of ropes will be used.

At a World Championships there will be no more than 2 types of rope supplied. 30 days before the start of a World Championship Event, the organiser must announce the rope(s) supplied for the event.

If different ropes specifications are used, skiers will be permitted to choose which rope to use before their first pass. No re-ride will be granted if a skier receives the wrong rope.

A skier cannot provide his/her own slalom rope.

h) Slalom ropes must use a shock tube that is a minimum of 60cm and a max of 1.2m

i) A short segment of rope may be replaced by a substitute section for speed control rope tension measurement that will be at least as strong as the rope it replaces and cause no observable change in the rope performance. This section will typically be 0.5m. The remaining rope will be adjusted so that all lengths and tolerances are met from (5.09f) with the substitute section included.

j) Optionally, in the jump event, a "Spectra" line may be supplied. In this case, a standard line must be available for use as well. The "Spectra" line specifications shall meet at a minimum the following requirements:

Breaking load, minimum = 726kg.

The skier may supply his own rope under his own responsibility which may be any combination of "Spectra" rope and/or normal rope (5.09a). The skier must get the line checked by the Homologator prior to skiing.

National Federations or Organisers may decide not to allow skier supplied ropes at smaller events.

It is the responsibility of the Tow Line manufacturers to ensure their product meets these specifications.

5.10: Tow Lines for the Trick Event

The contestant must furnish his own line and handle for the Trick event of any length and of any dimensions or material.

5.11: Skier Supplied Handle in Slalom and Jump

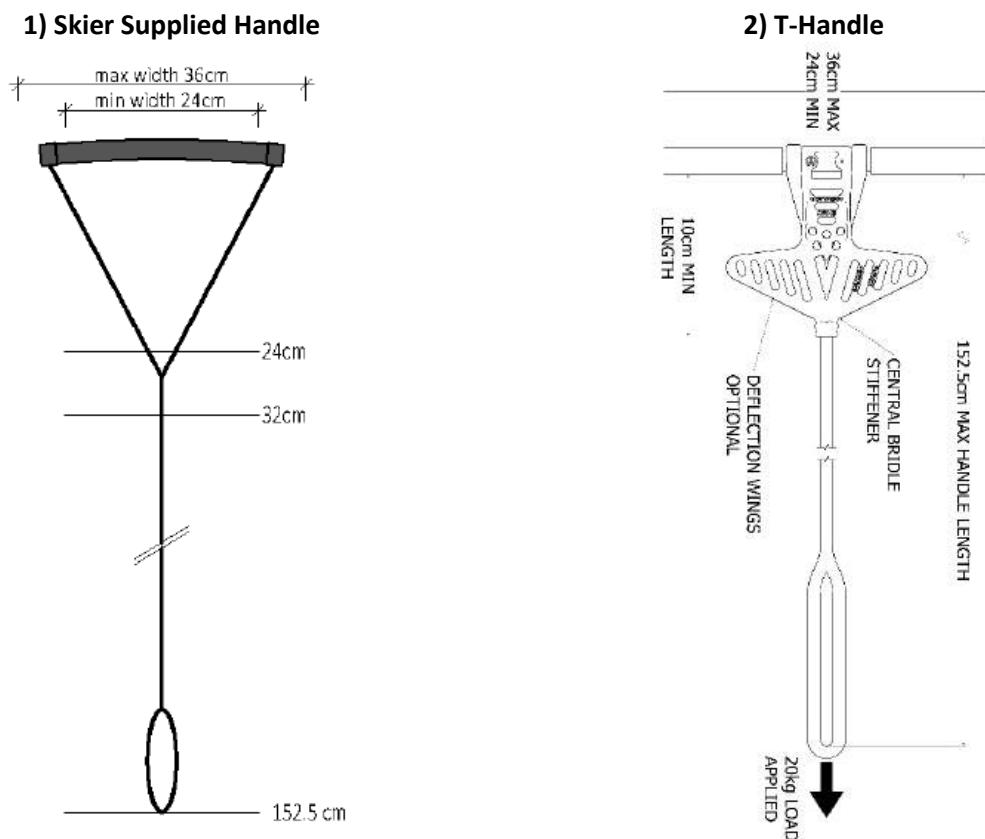
For Slalom and Jump each competitor may furnish his own handle. All skier supplied handles shall be made of a material with a non-slip surface or coating, have no sharp edges or projections, and slalom handle must have protective end caps. The attaching ropes must in all cases go through the handle and must be attached

so there is no possibility of movement between the rope and handle when in use. The handle shall be attached to the rope so that it is perpendicular to the direction of the line.

- Width shall be between 24cm and 36cm.
- The length of the handle measured from the inside surface of the attaching loop furthest from the handle to the inside edge of the handle must be **max 152.5cm**, length shall be measured using a 2cm block at the inside edge at the handle centre.
- Short length tolerances as noted in 5.09 d) shall not be enforced, in other words a skier supplied handle which measures short per rule 5.09 d) shall not be reason for disqualification.

The handle must be similar in design and construction to picture 1 below.

T-Handle: A T-Handle may be used which is constructed similar to picture 2 below. The T-Handle must have a bridle stiffening piece to ensure there is no possibility of movement between the stiffener and the handle when in use.



The skier shall notify the Jetty Marshall, at least three skiers before his turn, of his wish to change handles. It's the skier's responsibility that the handle is in tolerance before and remains within tolerance after skiing, [IWWF rule 8 a\)](#).

5.12: Jump Switch

A jump switch is a device connected to the speed control system. The tow line is fed through the switch. When sufficient load is applied to the tow line, the contact switch (normally open) momentarily engages and closes the switch. Engaging the switch results in additional RPM and speed to compensate for skier's load.

The switch should close when a load of 57 kgf (52 – 62kgf) is applied using a 10mm diameter line. The Homologator may (with permission of the owner) adjust jump switch if required to obtain the desired 57 kgf. The skier may request the switch be moved on the tow line to the splice section with a larger diameter (switch engages with less load).

Rule 6 – Boat Speed and Tolerances

6.01: Boat Speeds

All boat speeds are speeds over the bottom.

6.02: Tolerances

All indicated speeds in Slalom and Tricks shall be accurate to plus or minus 1kph. For a speed to be considered accurate, the maximum and minimum speeds recorded in the course, as noted by the official in the boat, must be within the tolerances allowed. In the Slalom event, the average speed in the course must fall within the tolerances allowed (see Rule [8.04](#)). The speed may vary a maximum of 1kph for a distance before entering the competition course and be maintained until the skier is out of the course. If, in the opinion of the official in the boat, the tolerance was exceeded, a re-ride will be mandatory if the speed variation was advantageous to the skier. If it was disadvantageous to the skier, he will have the option of a re-ride.

In the jump event, it is the responsibility of the driver to set the speed control to the base speed and cut letter selected by the skier. If the time does not meet the criteria in any segment, the driver will make the allowed appropriate adjustments to make it meet the timing chart. If, in the opinion of the boat judge, the speed before or after the timing course was a disadvantage to the skier, he will be given the option of a re-ride. It is intended that the speed control drive the boat at a constant speed through the 52m segment so that the speed the boat enters the 52m segment is the speed that it leaves the 52m segment.

See also Rule [1.09](#)

6.03: Accuracy of Timing Devices

Timing devices in all events shall be accurate to at least 5 parts in 10,000 (.01 sec. per 20 sec.). Any timing device used in a competition must be checked for accuracy by the Chief Judge, Homologator, or World Waterski Council representative.

For a new design to be approved, the manufacturer must supply its test data and test method information to the World Waterski Council for approval.

SECTION 2 – THE SPORT RULES

Rule 7 – Definitions and General Rules

7.01: Competition Area

The suggested competition layouts are shown in Rules [8.16](#), [9.23](#) and [10.16](#). The dimensions of the courses shall be as indicated however, the layout of the competition area may be varied to suit the competition site. No buoys or markers other than those indicated by Diagrams in Rules [8.16](#), [9.23](#) and [10.16](#) and video jump measurement buoys are permitted within the competition area except to mark safety hazards, landing or starting areas, or turning buoys. Any such buoys shall be distinguishable from competition buoys and shall be pointed out to skiers at the start of the competition.

The entrance of the courses for each event are defined as follows:

Slalom: The start gates of the slalom course on the first pass

Jump: The 180m buoy on each pass

Tricks: The first trick buoy on each pass

7.02: Definition of a Fall

A fall in any event is defined as accomplished when any one of the following occurs:

- a) The skier loses possession of the tow line.
- b) The skier does not have at least one ski on one foot.
- c) The weight of the skier is not primarily supported by his ski or skis and in addition, the skier is ultimately unable to regain skiing position.

7.03: Definition of Skiing Position

Skiing position is defined as that position in which all the following exists:

- a) The skier has possession of the tow line.
- b) The skier is riding forward or backward with a ski or skis on his feet.
- c) The weight of the skier is entirely supported by his ski or skis, or the skier is ultimately able to regain control.

7.04: Start Dock Management

The Organiser with the agreement of the Chief Judge should appoint a suitably qualified person as the Jetty Marshall. Any skier who fails to be on hand and ready to ski when the boat is prepared to start shall be disqualified from the remainder of the event however, the Jetty Marshall may grant up to one additional minute of time for emergencies developing or discovered just prior to the skiers turn to ski (e.g. ripped binding).

In the case where a skier has been disqualified or has scratched, a one-minute delay shall be granted to the next skier in the starting order. If more than one skier has been disqualified or has scratched, the time allotted to the next skier shall be one minute for each skier disqualified or scratched.

Rule 8 – Slalom

For the boat, see (5.01), for the tow lines (5.09) and (5.11), for the tolerances see (1.09), (8.05) and (8.15). There may be 2 or 3 people in the boat for slalom.

a) Slalom Handle Check

Skier's supplied slalom handle will be checked after each round skiing by the Jetty Marshall under the delegated responsibility of the Homologator. Should the handle be out of tolerance following this check, the skier's performance in that round is zero.

b) Slalom Information Form

If requested by the Chief Judge and/or the Organiser each Competitor shall complete the Slalom Information Form found in the Appendix to this Rulebook.

8.01: General Slalom Event Rules

The skier shall follow the tow boat through the entrance gate of the slalom course (8.16), pass around the outside of any or all 6 buoys and proceed through the far end gate (**constituting a complete pass**) making the turn and returning through the course in a similar fashion, until he misses a buoy or a gate or falls.

The boat shall follow a straight path as close as possible to the centreline of the course. This path shall be maintained from the entrance pre-gates and continue for as long as the skier is in the course.

The skier may elect to waive all passes below a selected rope length (or speed should the Event Judges lower the minimum starting speed). In such cases the skier may notify the Jetty Marshall of his selected rope length (or speed) any time before he starts his run. A skier who fails to select his starting speed at the specified time, will start at the maximum starting rope length and minimum speed for the event. Further optional selection of slalom passes is also allowed.

If the skier elects to skip one or more passes, (at the beginning or at any other time during his turn), to receive credit for the skipped pass(es), he/she must make a "complete pass". If not, the skier will receive credit for buoys at what would have been the first immediately sequential skipped speed, or the first immediately sequential skipped line length if the speed selected is the same, or in case of first pass at the minimum starting speed/rope length for that round.

When a skier starts with a rope length shorter than 18.25m, for all passes below maximum speed, scoring will be as if the skier had used an 18.25m rope.

A skier cannot select a start speed lower than the minimum start speed established for the division in that round.

Example

Division shortening speed 49			Division shortening speed 49			Division shortening speed 49		
Pass 1	43/14,25	score 6	Pass 1	49/14,25	score 4	Pass 1	43/14,25	score 6
Pass 2	46/14,25	score 6	Final score 4,00 at start speed			Pass 2	46/14,25	score 6
Pass 3	49/14,25	score 3				Pass 3	49/14,25	score 6
Final score 3,00@49/18,25						Pass 4	49/13,00	score 2
						Final score 2,00@49/13,00		

8.02: Shortening speeds

Division	Shortening Speed Women/Girls	Shortening Speed Men/Boys
Under 10	shorten @ 49 kph	shorten @ 49 kph
Under 14	shorten @ 52 kph	shorten @ 55 kph
U-17, U-21, Open	shorten @ 55 kph	shorten @ 58 kph
35+	shorten @ 55 kph	shorten @ 55 kph
45+	shorten @ 52 kph	shorten @ 55 kph
55+	shorten @ 52 kph	shorten @ 55 kph
65+	shorten @ 49 kph	shorten @ 52 kph
70+	shorten @ 49 kph	shorten @ 52 kph
75+	shorten @ 46 kph	shorten @ 49 kph
80+	shorten @ 46 kph	shorten @ 49 kph
85+	shorten @ 46 kph	shorten @ 46 kph

Rule 8 – Slalom

Note: Starting from November 1st, 2026, the following change will be effective.

Division	Shortening Speed Women/Girls	Shortening Speed Men/Boys
75+	shorten @ 46 kph	shorten @ 52 kph

In any further passes, the rope shall be shortened as shown in Rule (5.09e).

If, in the opinion of the majority of the Event Judges, the water or weather conditions require it, the speed of the first pass may be lowered from the one specified in the Competition Rules.

8.03: Entering the Course

A skier may refuse to enter the slalom course on his first pass by throwing the handle in the air. He shall not be penalised for so doing providing this refusal was for a reason judged acceptable by the Event Judges. The skier must be ready to ski immediately upon the boat's return. Should the skier not be ready, or should the reason be judged not acceptable by the Event Judges, he shall be disqualified from the remainder of the event.

8.04: Damaged Equipment

If, between the start dock and the gate buoys on the first pass, a skier notices that his equipment is damaged, the Event Judges may grant him 3 minutes to repair or change the broken equipment and to continue competing. Once a skier has entered the slalom course on the first pass there is no time given to repair damaged equipment unless the skier has damaged his equipment during a run that leads to a re-ride (for example hitting debris or other floating object) he must be back on his skis within 3 minutes from the time the re-ride has been granted or he is not allowed to continue in the round. If the skier is not able to continue, in the case of a mandatory re-ride, the pass that brought about the re-ride is scored to the last good buoy time.

If the skier is not able to continue, in the case of an optional re-ride (and the skier is not back on his skis within 3 minutes), he is credited with the score obtained in the run that brought about the re-ride.

The damaged equipment repair/change time starts from when the competitor is able to get from the boat onto the dock. The control of the time will be the responsibility of the Boat Judge.

8.05: Boat Times

Boat speed will be verified by an automatic timing system.

Timing used for boat speed verification, shall be from the entrance gate to the boat gate following the buoy at which the last full point is scored in the pass.

Times must be recorded to the 100th of a second. Recorded is defined here as being recorded in the boat or transmitted by radio from the Boat Judge, who is verifying the times from the speed control system to the scorer.

The times driven should be as close to the actual times as possible. This will be monitored by the Chief Judge. Where the speed is faster than allowable, and the skier has not made a perfect pass, he shall have the option of a re-ride but shall not be scored less than the score obtained on the pass leading to the re-ride.

If the skier has an imperfect pass, the boat judge shall determine by appropriate means, whether the skier wishes to take a re-ride. If a re-ride is to be taken, the boat shall immediately return through the course in an unscored pass, and the re-ride shall then follow in the original direction through the course.

Where the applicable speed is slower than allowable, a re-ride shall be mandatory. If the pass was not a perfect pass, the skier may not improve his score over that obtained on the slow pass, unless the speed is so slow that it is equal to or below the fast tolerance of the next slower pass. If the pass was a perfect pass, the skier may choose to proceed to the next pass instead of repeating the pass. If the skier then makes a perfect pass, he receives credit for both passes. If the pass is missed, he will receive credit for the buoys made as if it were the lower skipped pass.

In the event a competitor inadvertently receives a speed higher or a rope length shorter than the intended pass, the skier will be given the option of receiving credit for the actual score, accepting credit for the originally requested speed or rope length (assuming a perfect pass), or taking a re-ride.

In the event a competitor inadvertently receives a speed slower or a rope length longer than the intended pass, the skier will be given the option of proceeding to the next pass which follows the intended pass (assuming the pass taken was perfect), or taking a re-ride, or receiving the score for what was actually skied. If there are more than two (2) re-rides, the skier shall have the option of requesting a five-minute rest before

Rule 8 – Slalom

continuing. The rest time will not be allowed to affect the skiing order if it is seeded or in the finals of a major competition.

Missed Times - if the applicable segment time is missed the skier may accept the highest scores with a good applicable segment time or receive an optional re-ride with a protected score equal to the highest score with a good applicable segment time.

Note: if no times are recorded rule [12.02](#) applies. Additionally, if the skier has made a complete pass, the skier may opt up at his own risk.

Slalom Boat Times

Speed	Score:	0-0.50	1-1.50	2-2.50	3-3.50	4-4.50	5-5.50	All 6
Kph	Fm/To:	E-1	E-2	E-3	E-4	E-5	E-6	E-X
58	Fast	1.64	4.15	6.67	9.20	11.73	14.25	16.00
	Ideal	1.68	4.22	6.77	9.31	11.86	14.40	16.08
	Slow	1.71	4.28	6.84	9.41	11.97	14.53	16.16
55	Fast	1.73	4.37	7.03	9.69	12.35	15.02	16.86
	Ideal	1.77	4.45	7.13	9.82	12.50	15.19	16.95
	Slow	1.80	4.51	7.23	9.93	12.64	15.34	17.04
52	Fast	1.83	4.62	7.43	10.24	13.05	15.87	17.72
	Ideal	1.87	4.71	7.55	10.38	13.22	16.06	17.93
	Slow	1.91	4.78	7.65	10.52	13.39	16.25	18.13
49	Fast	1.94	4.90	7.87	10.85	13.83	16.81	18.78
	Ideal	1.98	5.00	8.01	11.02	14.03	17.04	19.03
	Slow	2.03	5.08	8.13	11.18	14.22	17.27	19.27
46	Fast	2.06	5.21	8.37	11.54	14.71	17.88	19.98
	Ideal	2.11	5.32	8.53	11.74	14.95	18.16	20.27
	Slow	2.16	5.42	8.68	11.93	15.18	18.42	20.56
43	Fast	2.20	5.56	8.94	12.33	15.71	19.10	21.34
	Ideal	2.26	5.69	9.13	12.56	15.99	19.42	21.68
	Slow	2.32	5.81	9.30	12.78	16.27	19.75	22.03
40	Fast	2.36	5.97	9.60	13.23	16.86	20.50	22.89
	Ideal	2.43	6.12	9.81	13.50	17.19	20.88	23.31
	Slow	2.50	6.26	10.02	13.78	17.53	21.27	23.74
37	Fast	2.54	6.44	10.35	14.27	18.19	22.11	24.70
	Ideal	2.63	6.62	10.61	14.59	18.58	22.57	25.20
	Slow	2.71	6.79	10.86	14.93	18.99	23.06	25.73
34	Fast	2.76	6.99	11.24	15.49	19.74	23.99	26.81
	Ideal	2.86	7.20	11.54	15.88	20.22	24.56	27.42
	Slow	2.95	7.41	11.85	16.29	20.73	25.16	28.08
31	Fast	3.02	7.65	12.29	16.93	21.58	26.24	29.31
	Ideal	3.14	7.90	12.66	17.42	22.18	26.94	30.08
	Slow	3.25	8.15	13.05	17.93	22.82	27.70	30.90
28	Fast	3.33	8.43	13.55	18.68	23.81	28.94	32.33
	Ideal	3.47	8.74	14.01	19.29	24.56	29.83	33.30
	Slow	3.61	9.07	14.51	19.94	25.37	30.80	34.37
25	Fast	3.71	9.40	15.11	20.83	26.54	32.26	36.04
	Ideal	3.89	9.79	15.70	21.60	27.50	33.41	37.30
	Slow	4.07	10.21	16.34	22.46	28.58	34.68	38.70

8.06: Slalom Towers

The slalom judging towers shall be braced structures having a platform with railing. The floor of the tower shall be a minimum of 3m above the water surface.

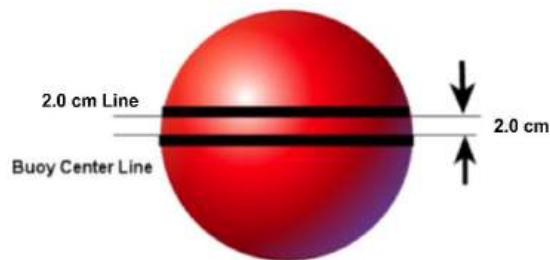
They may either rest on the bottom or be securely anchored in position. The use of two slalom judging towers is mandatory, located on different sides of the slalom course, in suitable viewing positions. (Note alternate allowed variations are shown in [8.13](#))

Rule 8 – Slalom

The judging area on each side of the course shall be located within 44 degrees +/-3 degrees from the course centreline on a line passing through the centre of the entry gates as shown in (8.18).

8.07: Buoys

- a) Colour of buoys shall be selected for maximum visibility. A fluorescent green/yellow or red/orange is recommended.
- b) Guide buoys used within the slalom course shall be a different colour from the gate and slalom buoys used by skiers.
- c) Spherical boat guide buoys shall be a minimum of 22cm in diameter. Cylindrical or rectangular solid guide buoys shall be 10 to 23cm in diameter.
- d) Slalom skier buoys shall be 20cm to 28cm in diameter. 20cm is recommended. Slalom gate buoys shall be 20cm to 28cm in diameter. 20cm is recommended. These buoys shall also be generally spherical above the waterline.
- e) Slalom buoys shall be of a lightweight, pliable material with smooth exposed surface.
- f) Each buoy shall have a strong loop for attaching anchor lines. The buoys must be attached to the anchor line using a system that will tighten the buoy in such a way as to ensure that it does not move around from its position.
- g) Gate buoys shall be fastened so that they have 10cm to 17cm of height out of the water (11.5cm recommended)
- h) Skier buoys shall be fastened so that they have 8cm to 17cm of height out of the water (8.5cm to 9cm recommended). It is recommended that a line or mark be made on the buoy at the 8cm limit so that it can be easily determined that the buoy height is in tolerance.

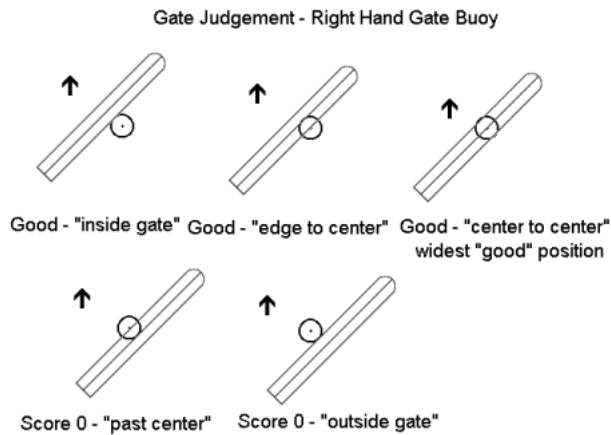


- i) Cylindrical or rectangular solid boat guide buoys shall be fastened so that at least 11cm but not more than 25cm of the buoy is above the waterline (recommended 15cm). They shall appear vertical.
- J) If cylindrical or rectangular solid guide buoys are used, they shall be fastened so that the distance between the inside edges of the buoys (boat tunnel width) shall be 2.05m +/-15 cm.

8.08: A Miss or "Riding Over"

- a) **Skier Turn Buoys.** It is a miss to ride inside a turn buoy, or to ride over, straddle, or jump a turn buoy. There is no penalty for grazing a turn buoy with the ski or part of the body. Riding over shall be defined as hitting a turn buoy so as to move it significantly from its position or temporarily sink it. Hitting a turn buoy less severely shall be considered as grazing.
The buoy shall be judged when the front binding is at the buoy.
- b) **Entrance & Exit Gates.** It is a miss to ride outside the entrance or exit gate, but there is no penalty for grazing a gate buoy with the ski or part of the body. A skier shall be judged as missing the entry or exit gate when the centreline of the ski, at the position of the front binding, passes outside the centre of the gate buoy, as illustrated in the diagram below.

Rule 8 – Slalom



8.09: Scoring Buoys

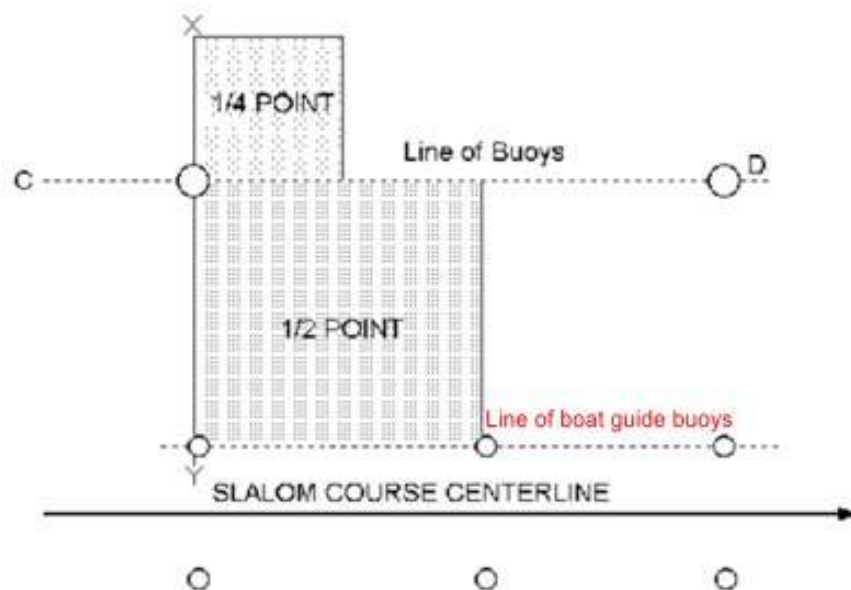
A buoy not missed is scored as follows, up to the point of the first miss:

- 1/4 point when the skier's front foot crosses the line C-D AND the X-Y line in a skiing position (7.03). (See sketch).
- 1/2 point when the skier's front foot has re-crossed line C-D in skiing position (7.03) before the level of the next buoy or exit gate.
- Except for the exit gate (after passing buoys 1-5), 1 point when the skier's front foot has crossed the line of the next boat guide buoys not later than the level of the next buoy (e.g., after skiing around buoy 1, the skier's front foot must cross the line of the boat guide buoys at or before the level of buoy 2), in skiing position, with a tight line under the power of the boat. The intent of the tight line is to ensure the safety of the skier. This means that if the skier can only cross the line of the buoys with a slack line, then he will not get the full point so there is no reason to try that.
- For the exit gate (after passing buoy 6), 1 point when the skier's front foot has crossed the line of the exit gate in skiing position, with or without a tight line under the power of the boat. The skier is permitted to have a slack line at or through the exit gate.

If the skier passes through the exit gate and does not fall (before or after passing through the exit gate), the skier may continue to the next pass.

If the skier fails to go through the exit gate (passing outside the right-hand side of the exit gate) or falls after having crossed the line of the boat guide buoys, before or after the exit gate, the skier scores 6 buoys, with no continuation.

If the skier passes outside the left side of the exit gate or falls before having crossed the line of the boat guide buoys, skier scores 5½ buoys (see Rules 8.09(b) and 8.10).



8.10: The End of the Run

Rule 8 – Slalom

A competitor in either a preliminary or final round may continue to run the course as provided in [8.01](#) until he misses a buoy, entrance or exit gate or fall, at which point his scoring ends for that round.

8.11: Event Scoring and Placement

Event placement for skiers will be made according to the specific Competition Rules.

Six points shall be added to the skier's score for each pass he elects to waive under the provisions of ([8.01](#)) provided his first pass is perfect. A skier who waives one or more passes and whose first pass is not perfect shall receive only the points scored in that pass without additions for the passes waived.

8.12: Ties

Ties will be broken by using the specific rules defined for each Competition. If no specific rule has been defined the following applies:

If a tie exists for first place, it shall be run-off. If a tie exists for 2nd or 3rd place, placement shall be decided based on the higher preliminary round score. If a tie still exists, it shall be run-off. The run-off shall have a new drawing for order.

The tie breaking run shall begin with the scheduled speed and rope length of the last complete pass and conclude with the first miss. If another tie results, the tie shall be run-off in the same manner with another new drawing for order. This process shall be repeated until a winner is determined. The skier may optionally skip any pass in the run-off.

After the third consecutive run-off, if a tie still exists, the skiers will be offered to tie the position. All the skiers in the run-off must agree.

When a run-off for first place is between more than two skiers, all the places equal to the number of skiers in the run-off are decided by the run-off with no reversion to the preliminary round score except that the preliminary round score would be used if two or more skiers are still tied for 2nd and 3rd places after the run-off.

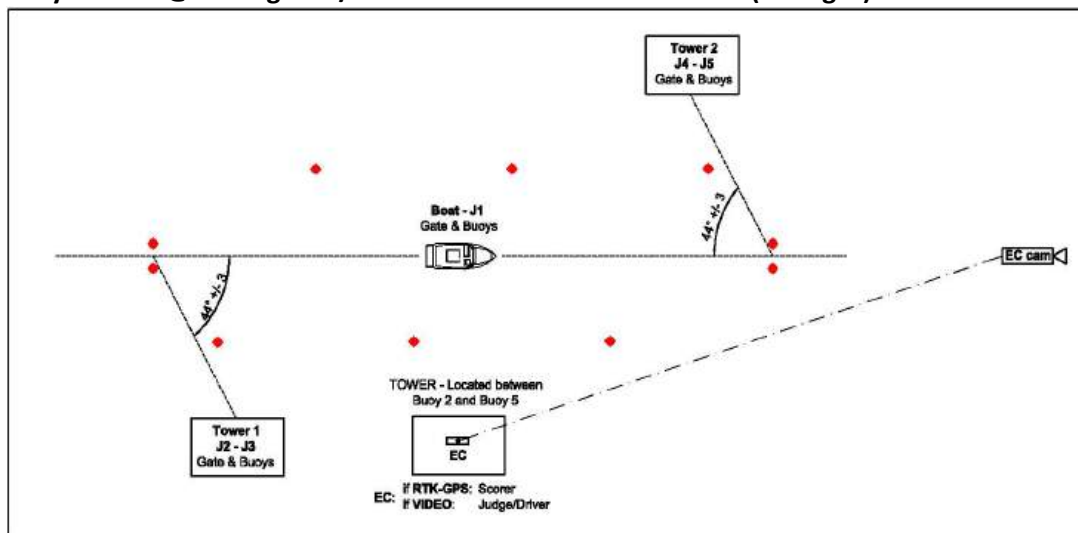
Skiers tied on score in the final round, not in a medal position, will be listed as tied in the final results.

For preliminary round ties refer to rule 14.09

8.13: Slalom Judging

Depending on the technology available, slalom shall be judged using one of the configurations described below. The minimum number of Judges and their responsibilities shall be as specified for each configuration.

a) Two Jury Towers @ 44 degrees / No Gate Cameras or Boat Video (5 Judges)



1) Judging Positions

- One (1) Judge shall be positioned in the boat (Boat Judge).
- Two (2) Judges shall be positioned in each slalom judging tower.

2) Gate Judging

- The entry and the exit gate determinations shall be made by the Boat Judge and the two tower Judges closest to each gate.

3) Buoy Judging

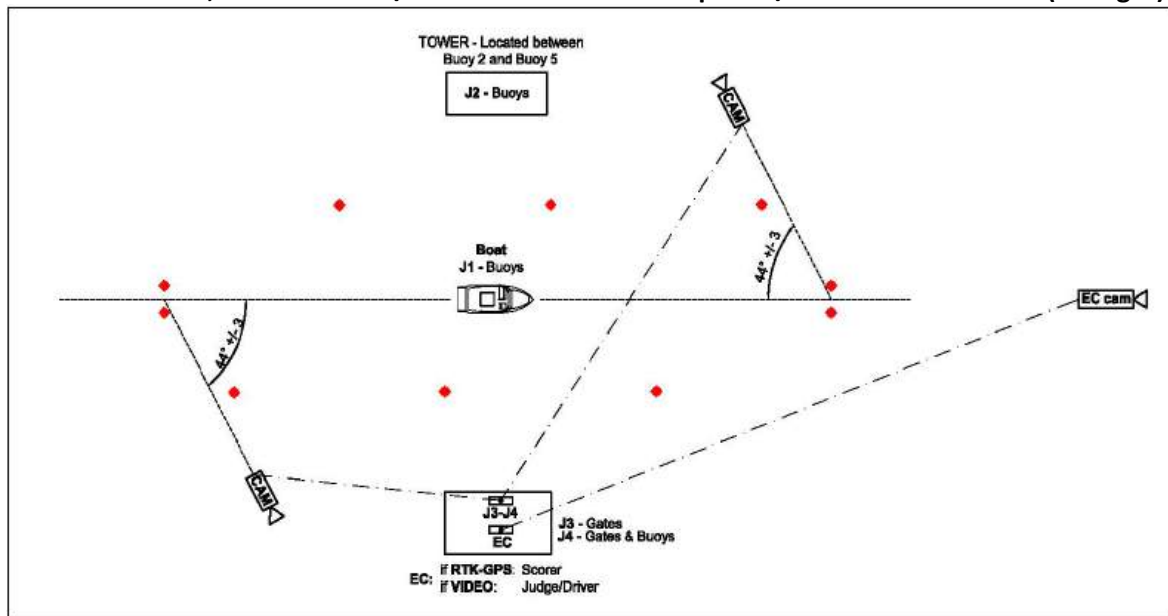
- All five (5) Judges shall independently judge the skier's buoy count.

Rule 8 – Slalom

4) Scoring Procedure

- a. The first determination shall be whether the skier has **passed through the entry gate**.
- b. Each Judge shall continue scoring the run regardless of their gate determination; however, a Judge who determines that the entry gate was missed shall record a score of **0 (NG) + X** buoys, where **X** represents the buoy score that Judge would have awarded had the gate been judged as made.
- c. **If the entry gate is judged as made:**
The **buoy count** shall be the highest score supported by a simple majority of the Judges submitted scores.
- d. The final determination shall be whether the skier has **passed through the exit gate**.
- e. Judges submitted scores shall be final.
- f. The score shall be finalized before the next competitor is permitted to start.

b) Two Centre Towers, one each side / Live Boat Video not Required / Two Gate Cameras - (4 Judges)



1) Gate Cameras

- a. Gate cameras may be used in place of slalom judging towers.
- b. Cameras shall be positioned at not less than the height specified in Rule 8.06 and sufficiently high to ensure that the buoy is not obscured by boat spray.
- c. Camera feeds shall be displayed and recorded in the Jury Tower.

2) Gate Judging

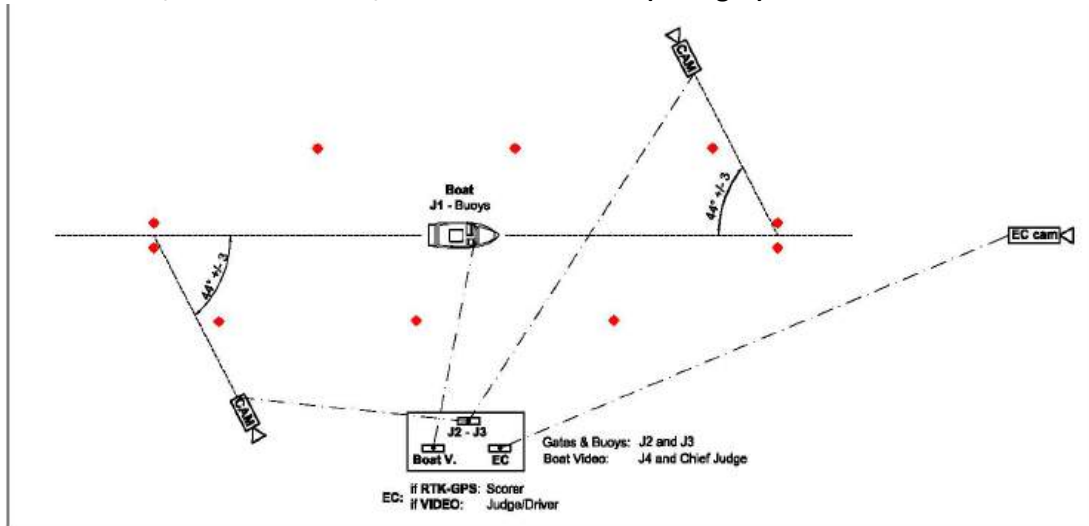
- a. Each gate shall be judged independently by two (2) Judges observing the video monitor. The boat judge does not judge gates.
- b. If one or both Judges did not clearly observe the gate, video replay shall be used.
- c. Video review may be conducted at normal speed, slow motion, or frame by frame.
- d. Each gate may be reviewed a maximum of two (2) times, after which a decision shall be made.
- e. If the two Judges disagree on a gate call, the Chief Judge or an appointed Judge shall cast the deciding vote.
- f. The exit gate shall normally be judged by direct observation; video may be used to resolve uncertainty.
- g. In an eight (8) buoy slalom course, the exit gate shall be judged by direct observation only.

3) Buoy Judging

- a. Buoy count shall be judged by:
 - i. The Boat Judge; and
 - ii. Two (2) Judges, one on each side of the lake in a symmetrical placement and within 44 degrees (or buoy 2) to the centre of the course.
 - iii. If Boat video is used for review, see Rule 8.13c

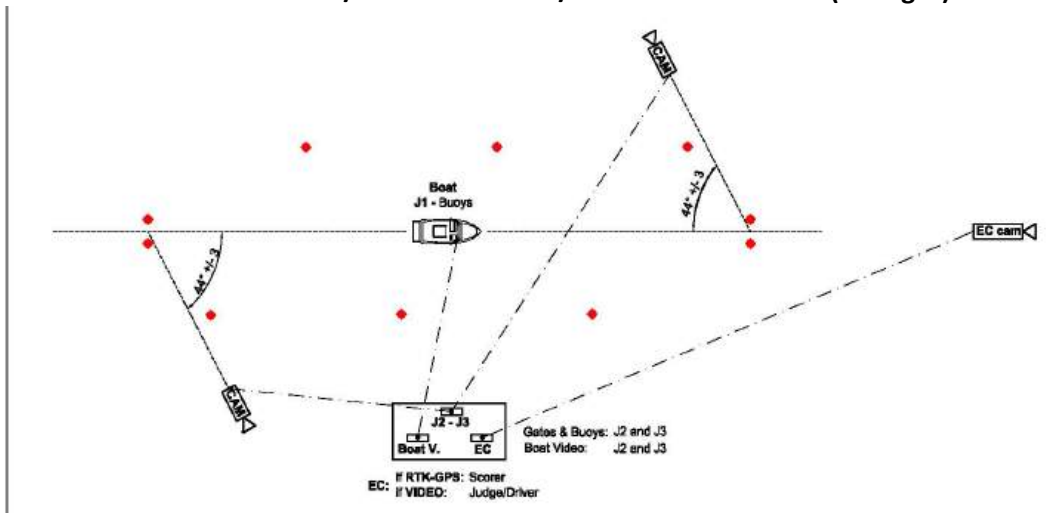
Rule 8 – Slalom

c) One Centre Tower / Live Boat Video / Two Gate Cameras - (5 Judges)



- 1) Boat Video
 - a. A reliable live boat video feed is transmitted to and recorded in the Jury Tower (minimum 1080p at 25/30 fps; 50/60 fps recommended).
 - b. Recorded video shall be available for review.
- 2) Buoy count shall be judged by the Boat Judge and two (2) tower Judges.
- 3) A separate Judge (Review Judge) shall monitor the boat video.
- 4) If the Review Judge disagrees with the score determined by the event Judges, the Review Judge and the Chief Judge, or a Judge appointed by the Chief Judge, shall review the video.
 - * If both agree on a score, that score shall be awarded.
 - * If they disagree, or if the video does not clearly overrule the original score, the original score shall stand.
- 5) If no additional Judge is available, the Chief Judge may act as the Review Judge. If the Chief Judge disagrees with the event Judges' score, the Judges shall review the video. The final score shall be determined by simple majority.

One Centre Tower / Live Boat Video / Two Gate Cameras - (3 Judges)



- 1) Boat Video
 - a. A reliable live boat video feed is transmitted to and recorded in the Jury Tower (minimum 1080p at 25/30 fps; 50/60 fps recommended).
 - b. Recorded video shall be available for review.
- 2) Buoy count shall be judged by the Boat Judge and two (2) tower Judges.
- 3) If the Boat Judge's score differs from the scores of the two (2) tower Judges, and no additional Judge or Chief Judge is available, the two tower Judges may re-review the boat video. The final score shall be determined based on that review.

Rule 8 – Slalom

d) No Centre Tower/Live Boat Video/Two Gate Cameras - (5 Judges or 3 Judges)

- 1) This configuration may be used when a centre tower is not installed between buoys 2 and 5, provided all of the following conditions are met:
 - a. A reliable live boat video feed is transmitted to and recorded in the Jury Tower (minimum 1080p at 25/30 fps; 50/60 fps recommended).
 - b. A separate backup boat video is recorded onboard the boat.
 - c. The Jury Tower shall be located on the event slalom lake.
 - d. Boat video shall be judged live by two (2) Judges.
 - e. Gate video shall be provided and judged in accordance with Rule 8.13.b.
- 2) If the Boat Judge's score differs from the scores of the two (2) tower Judges, or if required to determine the final score, the Chief Judge or designee shall review the recorded boat video.
- 3) Use of this configuration shall require the agreement of both the Chief Judge and the Homologator.

e) Exceptional Circumstance: 1 Centre Tower/Live Boat Video Not Possible/Two Gate Cameras - (4 Judges)

- 1) This configuration may be used when:
 - a. Installation of a tower on the opposite side of the lake is not feasible; and
 - b. Live boat video cannot be transmitted to shore due to technical limitations.
- 2) If the Boat Judge's score differs from the scores of the two (2) tower Judges, or if required to determine the final score, the Chief Judge or designee shall review the recorded boat video.
- 3) Use of this exception shall require the agreement of both the Chief Judge and the Homologator.
- 4) The reason for the exception shall be recorded on the Homologation Notice.

General

Other judging configurations may be possible; however, in all cases the minimum number of Judges required for gate judging and buoy judging shall comply with this rule. The total number of Judges required shall depend on whether individual Judges are assigned responsibility for gate judging, buoy judging, or both.

8.14: Safety Equipment

All competitors in Slalom events shall be required to wear an approved life jacket ([4.03](#)).

8.15: Boat Path/End Course Video

The Boat shall follow, as closely as possible, a straight path on the centreline of the course. This path shall be maintained from the entrance pre-gates and continue for as long as the skier is in the course.

Boat Path Measurement System

A Boat Path Measurement System, (BPMS) is required for:

- **Record Capability(R), Rankings Lists(L), and Pro events.**

All passes shall be monitored and applicable buoy and cumulative deviation tolerances with re-ride situations applied at 11.25 and shorter.

- **Titled Events (World or Confederation)**

All passes shall be monitored and applicable buoy and cumulative deviation tolerances with re-ride situations applied at 14.25 and shorter.

For passes with line lengths longer than defined above the CJ and the Event Judges will decide the appropriate course of action should out of tolerance situations arise.

BPMS may be RTK-GPS or Video based. The use of RTK-GPS systems is preferred and strongly recommended. The BPMS will be installed and calibrated according to the homologation guidelines under the responsibility of the Homologator.

The Chief Judge will assign a Judge or Driver to monitor the BPMS. Re-rides will be awarded for any path that exceeds the tolerance for Buoy and/or Cumulative Deviation.

Buoy Deviation

The Buoy Deviation is the maximum deviation toward the skier measured from when the pylon is at the buoy to 5 metres after the buoy. It is also used to calculate the Cumulative Deviation.

Max Buoy deviation on a single buoy is 25cm.

Note: For any World Record, the max deviation at any single buoy is 20cm. For a deviation greater than 20cm but not greater than 25cm, that score will be recorded for the competition. If a World Record is rejected, the score will be reduced on the rankings list by the IWWF to one increment below the World Record.

Rule 8 – Slalom

a) Pass not completed

If the Buoy Deviation is NEGATIVE (path away from the skier) and is greater than 25cm:

- The skier is entitled to an optional re-ride.
- The skier can improve.
- The maximum score not out of tolerance to the positive is protected.

If the Buoy Deviation is POSITIVE (path towards the skier) and is greater than 25cm:

The skier has the following options:

- Accept the score that was achieved within tolerance.
- Take a re-ride. The skier cannot improve over the original score. The score that was achieved within tolerance is protected.

b) Pass completed

If the Buoy Deviation is NEGATIVE (path away from the skier) and is greater than 25cm:

- The skier is entitled to an optional re-ride.
- The skier can improve.
- The maximum score not out of tolerance to the positive is protected.
- Continuing at risk (see below).

If the Buoy Deviation is POSITIVE (path towards the skier) and is greater than 25cm:

The skier has the following options:

- Accept the score that was achieved within tolerance.
- Take a re-ride. The skier can improve over the original score. The score that was achieved within tolerance is protected.
- Continuing at risk (see below)

Continuing at Risk

If a skier decides to continue at risk to the next pass and:

a) Does not complete the pass, the score awarded will be the higher of:

- * The score from the original pass that was in tolerance; or
- * The score from the 'continue at risk' pass as though it were at the original speed and rope length.

b) Completes the pass, and that pass is out of tolerance for boat path deviation, the skier shall be entitled to no more than two additional mandatory re-rides for that specific pass. The skier does not have an option to continue at risk to the next pass.

Cumulative Deviation

The Cumulative Deviation is the sum of the Buoy Deviations. Cumulative Deviation is out of tolerance when the deviation exceeds the following based on score:

SCORE		Cum Deviation
0.25 - 1	B1	
1.25 - 2	B2	28 cm
2.25 - 3	B3	35 cm
3.25 - 4	B4	40 cm
4.25 - 5	B5	45 cm
5.25 - 6	B6	49 cm

a) Pass not completed

If the Cumulative Deviation is NEGATIVE out of tolerance (away from the skier)

- The skier is entitled to an optional re-ride.
- The skier can improve.
- The maximum score not out of tolerance to the positive is protected.

If the Cumulative Deviation is POSITIVE out of tolerance (toward the skier)

The skier has the following options:

- Accept the score that was achieved within tolerance.
- Take a re-ride. The skier cannot improve over the original score. The score that was achieved within tolerance is protected.

b) Pass completed

If the Cumulative Deviation is NEGATIVE out of tolerance (away from the skier)

- The skier is entitled to an optional re-ride.
- The skier can improve.
- The maximum score not out of tolerance to the positive is protected.
- Continuing at risk (see below).

If the Cumulative Deviation is POSITIVE out of tolerance (toward the skier)

- The skier can accept the score that was achieved within tolerance.
- The skier can take a re-ride. The skier can improve over the original score. The score that was achieved within tolerance is protected.
- Continuing at risk (see below)

Continuing at Risk

If a skier decides to continue at risk to the next pass and:

- a) Does not complete the pass, the score awarded will be the higher of:
 - * The score from the original pass that was in tolerance; or
 - * The score from the 'continue at risk' pass as though it were at the original speed and rope length.
- b) Completes the pass, and that pass is out of tolerance for boat path deviation, the skier shall be entitled to no more than two additional re-rides for that specific pass. The skier does not have an option to continue at risk to the next pass.

Re-rides

There shall be no more than two re-rides for positive boat path deviation in a single pass. If during the second re-ride the boat deviation would require another re-ride for positive boat path deviation, then the score awarded will be the highest score achieved in tolerance from the original pass or from either re-ride. The driver shall be warned that the driving is not acceptable, and that he may be replaced.

BPMS failure

If during a competition event, a required BPMS fails, end course video (monitored in the Judges' tower) may be used until such time as BPMS is re-established. The Homologator shall note in the Homologation Dossier the event(s) when failure occurred.

Exception: BPMS Not Available – Use of End Course Video

Where BPMS cannot be used, the Chief Judge may, with the Homologator's agreement, use End Course Video to monitor the boat path. A Judge or Driver shall be assigned to monitor all passes using end-course video and award re-rides. The end course official and the Chief Judge (or the Chief Judge's designee) must agree on any determination. With this situation, the homologation level will be Ranking List(L). The Homologator shall note in the Homologation Dossier the reason(s) that BPMS was not utilised.

Monitoring with End Course Video:

Buoy

Boat Deviation is observed when the pylon is at the boat guides.

End Course Video Requirements

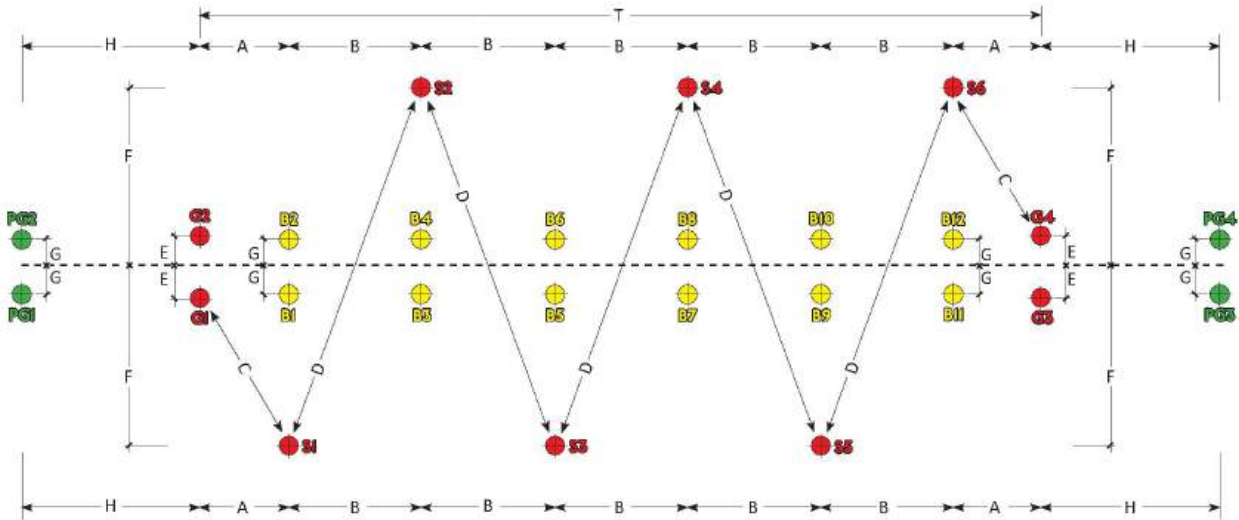
When end course video is used, at a minimum, video shall be recorded for all passes 11.25m and shorter. See Rule 25 – Homologation Guidelines for video set up and required towboat visible markings.

For competitions where RTK-GPS is functioning as intended with WaterSkiConnect functioning, the Chief Judge with the concurrence of the Homologator, may choose not to use End Course video as back up or reference. In instances of potential world records, it is recommended that a standalone end course camera be used as a backup.

Path Review – BPMS / End Course Video

All passes are subject to review for compliance to rules [\(1.09\)](#) [\(8.01\)](#) and this rule including boat path cumulative deviation. Any passes that do not conform may result in the associated score being modified or removed from the IWWF standings lists. Further consistent or repeated non-adherence to the basic principle that the boat shall follow, as closely as possible a straight path on the centreline of the course may be subject to disciplinary action.

8.16: Official Slalom Course



Dimension	Minimum	ACTUAL	Maximum	Tolerance
T	258.353	259	259.648	1/4%
A	26.865	27	27.135	1/2%
B	40.795	41	41.205	1/2%
C	29.200	29.347	29.494	1/2%
D	46.776	47.011	47.246	1/2%
E	1.188	1.25	1.313	5%
F	11.385	11.5	11.615	1%
G	1.035	1.15	1.265	10%
H	54.725	55	55.275	1/2%

Note: Land Surveys and GPS-RTK Surveys should be in the same orientation with G1/G2. It is recommend the orientation start from the left.

For Titled Events it is recommend that skier drop buoys be installed to each end of the lake.

Slalom Course Dimensions

Note: The average of the six measured F dimensions cannot be less than 11.48m and not more than 11.54m.

Buoy colours as follows:

Entry and Exit gate: Red/Orange Skier Buoys: Red/Orange Boat Guide Buoys: Yellow.

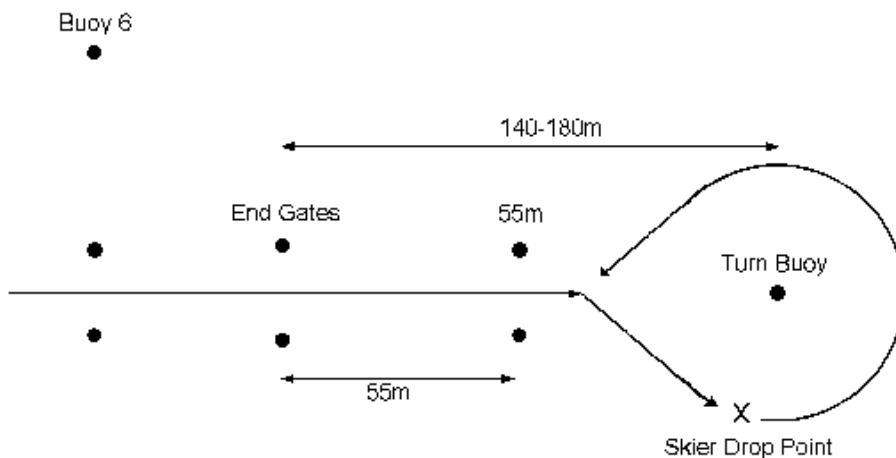
Boat path alignment (pre-gates) of colours contrasting to the skier and boat gate buoys (green recommended).

For safety reason soft buoys must be used for gates and skier buoys.

For additional Boat Guide buoys width tolerance, refer to rule [25.08](#).

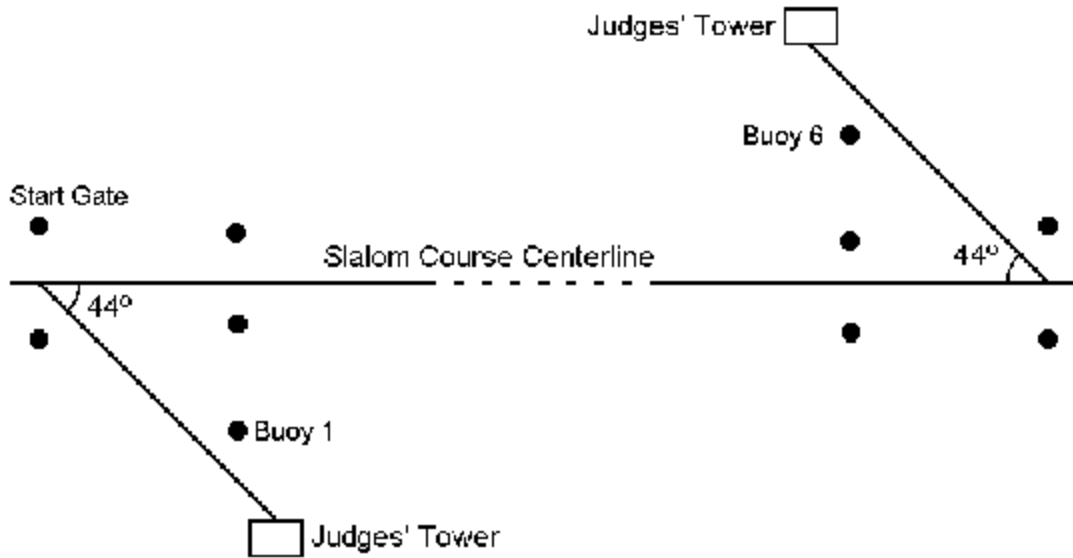
8.17: Optional Slalom Course Turn Buoy

The following diagram shows the placement of an optional turn buoy and mandatory pre-gates for the official slalom course shown in (8.16). It is highly recommended that the optional turn buoys be used



8.18: Slalom Judging Tower Placement

The following diagram shows the placement of the judges' towers for the official slalom course shown in (8.16).



8.19: Overlapping Courses (8 buoys course)

At sites where the approach to the slalom course is too short for the towboat to reach the required speed or for the towboat to line up with the course centreline, an eight-buoy course configuration may be used. This configuration consists of two overlapping six-buoy courses, with one course offset longitudinally by 82 meters relative to the other. Both courses share a single centreline. Homologation procedures are defined in Rule 25.02(c).

Rule 9 – Tricks

9.01: General Trick Event Rules

For the boat, see (5.01), for the tow lines see (5.10), for the tolerances see (6.02). There may be 2 or 3 people in the boat for tricks at the discretion of the CJ before the event starts and the same conditions must remain throughout the Competition.

The eyeTrick judging technology and method is approved for use in all classes of Competitions subject to the modifications to rules: [9.12](#), [9.15](#), [9.18](#) and [9.19](#).

9.02: Trick Course and Passes

Two buoys approximately 230 metres apart shall establish the approximate area of the beginning of the trick pass from each direction (see [9.23](#)).

The boat shall pass either side of the entry buoy at the choice of the skier. Where it is not feasible for a boat to pass on either side, the Homologator, with the agreement of the Chief Judge, may designate that the boat path will be on one side only and shall document such in the Homologation Dossier. The boat should follow a straight path parallel to the Trick Course.

The end of the pass shall be signified by the 20-second time interval only.

Each skier shall be allowed two passes through the trick course during which time he may perform as many tricks as he desires.

9.03: Boat Speed

The competitor shall receive his choice of a constant speed through the course for each pass. The boat speed, assuming it is held constant from approximately 50 metres before entering the course, is the skier's responsibility.

9.04: Entering the Course

A skier may refuse to enter the trick course by throwing his handle in the air or by being released by the quick release operator by means of a pre-arranged signal before entering the trick course. If, in the opinion of a majority of the Event Judges, this refusal is without acceptable reason, the skier loses the right to that pass. The skier must be ready to ski immediately upon the boat's return. If the skier's refusal is accepted, the boat must repeat the regular path and once again head for the trick course.

9.05: Damaged Equipment

Between the start dock and the start buoy (red) on the first pass, if a skier notices that his equipment is damaged, the Event Judges may grant him 3 minutes to repair or change the broken equipment and to continue competing.

The damaged equipment repair/change time starts from when the competitor is able to get from the boat onto the dock. The control of the time will be the responsibility of the Boat Judge.

9.06: If a Skier Falls

- a) Before the first pass, he loses the right to his first pass. The boat must then pick the skier up and bring him back in the direction of the second pass.
- b) After the first pass and before the second pass he loses the right to continue the round.

If a majority of the Event Judges determine that the skier has fallen deliberately after the end of his 20 second pass, he loses the right to continue the round.

Under the Chief Judges responsibility, for a specific division or divisions, a fall before the course as a result of site layout and/or course configurations (sharp turns etc.) may be allowed. This must be decided before the start of the Competition.

9.07: Timing for the Trick Pass will start

- a) Positioning tricks at the start of a pass must be done before the entrance timing buoy unless the skier declares a positional trick to the Jetty Marshal.
- b) Any trick completed before the entrance timing buoy will be treated as a positional, out of course trick.
- c) Any trick completed after the entrance timing buoy will be treated as an in-course trick, unless the skier has declared a positional trick to the jetty marshal.
- d) After passing the approximate position of the entrance timing buoy the beginning of the trick pass shall begin:

Rule 9 – Tricks

- 1) For a surface trick, at the first discernible rotation of the ski from the tracking direction (or position). or at the first discernible rotation of the ski from the tracking direction after the execution of the declared positional turn.
- 2) For a wake trick, at the earliest of the following to occur:
 - i. At the first discernible rotation of the ski from the tracking direction (or position) as the skier approaches the wake, or at the first discernible rotation of the ski from the tracking direction (or position) as the skier approaches the wake after the execution of the declared positional turn, or.
 - ii. When the ski under the binding of the leading foot leaves the water surface no longer supporting the weight of the skier, or
 - iii. When the binding of the leading foot crosses the crest of the wake.
- e) It is the skier's responsibility to start his pass within 15 metres after the entry gate buoys. Re-rides will not be granted for reasons caused by a skier's late start.

9.08: The Trick Pass Shall End

- a) 20 seconds after the start of the pass (The 20 second interval shall be timed and indicated by an automatic device [6.03](#)); or
- b) when the skier falls.

9.09: Proceeding Through the Trick Passes

The boat shall follow as closely as possible the path specified by the Judges for the event, such path to include the preparation time before each pass. The second pass shall be in the opposite direction from the first pass. A skier may not return to pick up a dropped ski.

If the skier falls during or at the end of the first pass, he will receive a maximum of **60** seconds (ready to go) in which to be ready to be taken by the boat for his second pass.

If the skier did not fall during or at the end of the first pass, he may ask the boat to be stopped between passes for a maximum of **60** seconds (set down time).

Depending on site layout and/or course configurations, under the Chief Judge's responsibility, the ready to go time or the set down time may be changed. In each case the time shall start when the boat gets to the skier. In each case the skier can change or repair equipment but must be in the water ready to go within the appropriate time frame or he loses the right to his second pass.

If a skier refuses to enter the course under the provision in Rule [9.04](#), and he is not ready when the boat returns for him, he shall be considered as having fallen.

9.10: The skier shall set the speed

The skier shall tell the boat driver what speed he desires on each pass, and/or he may use the preparation time to set the speed up to 50m before entering the course.

The skier can request a speed change after the 50m point (including any time during the run itself) but by doing so must accept the speed given without the right to request a re-ride for incorrect speed.

The skier must be given the speed setting he asks for before starting the run. If the wrong speed setting is given, then that is a reason for a re-ride provided the skier does not subsequently change the speed.

9.11: Communication with the Judges

Skiers in the Trick event or other persons shall not communicate with the Judges between passes for the purpose of determining whether a trick or tricks attempted in the first pass were scored.

9.12: Officials

There shall be three or five judges scoring tricks from the boat video.

The Judges selected to call the trick runs shall be the event Judges.

Each Judge will watch the pass at either normal speed (100%) or 80% of normal speed.

After having finished their first view and call, all Judges will have one complete review (without pauses) at either normal speed (100%) or 80% of normal speed.

Additional reviews of individual tricks may be allowed by the Chief Judge or his designate if they are required to resolve a majority issue in the scoring of the pass.

Then the sheets are handed in after which any further necessary review resorts to the existing rules.

All World Championships will have five Judges. For World Cup and professional events 3 Judges are considered sufficient if wished.

It is recommended that five Judges be used for major competitions.

Rule 9 – Tricks

Skiers should not be kept waiting between passes for video review. It is acceptable to hold the next skier while a video review is carried out of the previous skier, but not between passes.

Each Judge shall watch and record the tricks independently. He shall list each trick attempted by the skier and decide with respect to each trick:

- a) if it was performed according to the rules governing that trick.
- b) if it was started after the beginning of the pass.

A Boat Judge may ride in the boat to check speeds and observe the boat path. The Chief Judge may designate the boat driver as the Boat Judge if a TV or Video camera is operated from the boat. If the Boat Judge feels the skier is entitled to a re-ride for any reason, he will communicate all the necessary information to the event Judges who shall make the decision.

Recommendation:

For Titled and Record Capability events the Judges shall be separated to ensure completely independent opinions. If feasible, each Judge shall be separated from the others by a barrier or a screen.

If eyeTrick is used the following amended rule will apply:

There shall be three or five judges scoring tricks using eyeTrick. The Judges selected to call the trick runs shall be the event Judges. Each Judge will watch their individual video screen and judge and score the pass using their individual tablet. They may play and pause their individual video as they wish. Judging video speed will be 80% of normal speed.

All Judges will view one complete review (without pauses) at 80% of normal speed after all judges have finished their initial scoring. Additional reviews of individual tricks may be allowed by the Chief Judge or his designate if they are required to resolve a majority issue in the scoring of the pass.

All World Championships will have five Judges. For Pro Tour and professional events 3 Judges are considered sufficient. It is recommended that, if possible, the following skier will receive the score from the preceding skier before they leave the dock.

Each Judge shall watch and record the tricks independently. He shall record each trick attempted by the skier and decide with respect to each trick:

- a) if it was performed according to the rules governing that trick.
- b) if it was started after the beginning of the pass.

A Boat Judge may ride in the boat to check speeds and observe the boat path. The Chief Judge may designate the boat driver as the Boat Judge if a TV or Video camera is operated from the boat. If the Boat Judge feels the skier is entitled to a re-ride for any reason, he will communicate all the necessary information to the event Judges who shall make the decision.

9.13: Release – Rope Release.

A person of the skier's choice may be on board to operate a release mechanism supplied by the competitor who assumes all responsibility for his actions, provided he notifies the Jetty Marshall at the dock, at least three skiers listed on the starting list before his turn, of his wish to use a person of his choice for the purpose of operating a release mechanism.

This release person will be considered a part of the skier's equipment, and any delay created by him will be attributed to the skier. The skier-supplied release operator will subject the skier to disqualification in the event he interferes vocally or physically with the duties of the boat driver or the Boat Judge.

The skier is fully responsible for any release or malfunction of the device, and no request for re-ride will be granted upon premature or accidental release.

A rope wrapped around the pylon and held by the release person may be used as a release mechanism. The rope measured from the inside of the attaching loop must not be longer than 1m. For safety reasons this rope shall not have knots or splices (excepting the knot or splice which constitutes the mechanism to which the rope is attached to the pylon).

Once the skier begins their run, after passing the approximate position of the entrance timing buoy (red buoy) the release person may not adjust or move the rope in any way to take up slack or allow extra length. He must hold it in one position or release it. Using the rope to intentionally aid the skier will subject the skier to disqualification.

A skier may accept a competition supplied release mechanism. In that case, he takes all responsibility for the device.

9.14: Ballast tank – Competition Supplied Weight.

- a) The skier may place a competition supplied weight of between 20kg - 50kg on the floor of the boat.
- b) In the case of a ballast tank, Team Managers will need to know in advance which boat, with or without ballast is going to be used.

The use of this technology must be announced in advance. Some events may be run with ballast and others without.

For each specific boat type settings, please refer to Rule [\(5.06\)](#).

9.15: Timing the Trick Pass

Video Trick timing is mandatory for all Record Capability and Ranking List competitions. The start and the end of the 20 second pass will be determined by a video measurement system.

The Homologator can accept a new timing system if he can prove it is working correctly according to the rules.

For Titled Competitions, and it's also recommended for all Ranking List and Record Capability events, the Chief judge will assign 2 video timing Judges. The two video timing Judges shall be, where possible, of different nationalities.

The Chief Judge may be used as the second video timing Judge, or he/she may assign a second video timing Judge in his/her place.

If these two video timing Judges disagree, the Chief Judge or a designated video review Judge will resolve the disagreement.

The video timing Judges shall operate or supervise the operation of the video trick timer.

They will determine the beginning of the trick pass as defined in Rules [\(9.07\)](#), and the last trick in time. A completed trick shall be judged to have been in time if the part of the ski under the binder is on the water in the last frame picture.

The start of the pass must be set before the end of the pass can be seen.

The officials appointed as video timers shall be assigned for the whole event/series.

If there is a malfunction and the video or backup video is not captured or the timing cannot be determined from the video, a re-ride is optional with a protected score if one can be determined. If any score can be determined it can be protected, otherwise a re-ride is mandatory. Re-rides must be taken in the same direction of the original pass.

For all Ranking List and Record Capability Competitions, if the video system allows it, the timing of the tricks pass can be done by the event Judges. In this case, after the conclusion of the judging procedure [\(9.12\)](#) the event judges will view and agree on (by majority) the beginning of the tricks pass as defined in Rules [\(9.07\)](#), and the last trick in time. A completed trick shall be judged to have been in time if the part of the ski under the binder is on the water in the last frame picture.

If eyeTrick is used the following amended rule will apply:

The start and the end of the 20 second pass will be determined by the event judges using eyeTrick. After the full review has been completed and the trick pass has been reconciled the event judges will view and agree on (by majority) the beginning of the tricks pass as defined in Rules [\(9.07\)](#), and the last trick in time. A completed trick shall be judged to have been in time if the part of the ski under the binder is on the water in the last frame picture.

If there is a malfunction and the video or backup video is not captured or the timing cannot be determined from the video, a re-ride is optional with a protected score if one can be determined. If any score can be determined it can be protected, otherwise a re-ride is mandatory.

9.16: Credit for Tricks

- a) To receive credit for any trick the skier must remain in or return to skiing position.
- b) Only tricks listed in the Rules will be scored in a competition.

9.17: Tricks at the End of the Pass

- a) A trick not completed before the end of a pass shall not be scored.
- b) A trick completed before the end of a pass shall not be scored if the skier ultimately falls as a result of that trick, even if the fall is after the conclusion of the pass.

9.18: Use of the Video Camera

The tricks shall be filmed by a video camera from the boat. The usual procedure will be to transmit the signal by radio to the Judge's Tower and the intention is to judge in real time. Backup video will be a stored copy of the video at the camera. Other than as stated in (9.12), the video film may only be shown as an aid to the Event Judges under the following circumstances:

- a) At the request of the Chief Judge or the Scorer if it is not possible for the scorer to obtain a majority decision as to the trick or tricks performed.
- b) At the request of the Chief Judge or Scorer if it is not possible for the scorer to obtain a majority decision as to whether or not credit is to be given for a trick.
- c) In circumstances, which the Chief Judge regards as exceptional, the Chief Judge may review the video and ask the applicable Event Judges to look at the run again so that the correct score may be established.
- d) At the request of a Judge (and approved by the Chief Judge) the video may be reviewed to establish credit or no credit of a trick or tricks provided the Judge(s) states which trick(s) they wish to review. It is not the intention to review the entire run.

The video will be shown at either normal speed (100%) or 80% of normal speed. For judging procedures see (9.12).

Recommendation:

- * **The camera position and height will be decided by the Chief Judge, based on the level of the skiers entered in the Competition.**
- * **The camera must remain in the same position throughout the entire event (preferably on the passenger side).**
- * **The camera should not be placed more than 50 cm above the windshield.**

If eyeTrick is used the following amended rule will apply:

The tricks shall be filmed by a video camera from the boat. The usual procedure will be to transmit the signal by radio to the Judge's Tower and the intention is to judge in real time. Backup video will be a stored copy of the video at the camera. Other than as stated in (9.12), the video film may only be shown as an aid to the Event Judges under the following circumstances:

- a) In circumstances, which the Chief Judge regards as exceptional, the Chief Judge may review the video and ask the applicable Event Judges to look at the run again so that the correct score may be established.

The video will be shown at 80% of normal speed. For judging procedures see (9.12).

Recommendation:

- * **The camera position and height will be decided by the Chief Judge, based on the level of the skiers entered in the Competition.**
- * **The camera must remain in the same position throughout the entire event (preferably on the passenger side).**
- * **The camera should not be placed more than 50 cm above the windshield.**

9.19: Scoring

The Scorers shall receive the Judges sheets and, in the event of a discrepancy, shall decide the tricks to be scored based on a simple majority from among the Judges' individual Judges sheets as to:

- a) what trick was performed.
- b) if the trick was credited
- c) if the "last trick in time" (9.15) applies.

If there is more than one sequence that can be scored, the sequence that gives the maximum points shall be used.

In order to score the basic and reverse of any trick they must both be performed in the same pass. A maximum of six flips will be scored.

In competitions with Preliminary and Final rounds event placement will be based on the final round results only. The competitor with the highest score shall be the winner.

In the final of a titled event, it is recommended that the score of the skier should be announced before the next skier.

If eyeTrick is used the following amended rule will apply:

eyeTrick shall decide the tricks to be scored based on a simple majority from among the Judges' individual passes as to:

- a) what trick was performed.
- b) if the trick was credited
- c) if the “last trick in time” (9.15) applies

If there is more than one sequence that can be scored, the sequence that gives the maximum points shall be used.

In order to score the basic and reverse of any trick they must both be performed in the same pass.

A maximum of six flips will be scored.

In competitions with Preliminary and Final rounds event placement will be based on the final round results only. The competitor with the highest score shall be the winner.

It's recommended that the score of the skier should be announced before the next skier starts.

9.20: Ties

Ties will be broken by using the specific rules defined for each Competition. If no specific rule has been defined, the following applies:

If a tie exists for first place, it shall be run-off. If a tie exists for 2nd or 3rd place, placement shall be decided based on the higher preliminary round score. If a tie still exists, it shall be run-off. The run-off shall have a new drawing for order. Each tying competitor shall be allowed one pass through the trick course until the tie is broken.

When a run-off for first place is between more than two skiers, all the places equal to the number of skiers in the run-off are decided by the run-off with no reversion to the preliminary round score except that the preliminary round score would be used if two or more skiers are still tied for 2nd and 3rd places after the run-off.

For a run-off, the skiers cannot choose the direction. All will start from the dock.

Skiers tied on score in the final round, not in a medal position, will be listed as tied in the final results.

For preliminary round ties refer to rule 14.09

9.21: Trick Descriptions and Values

a) Definition of a Trick

A trick is any activity which occurs between two hesitations. Credit may be received for performance of only one trick and the associated reverse, if any, on two skis and one trick and the associated reverse, if any, on one ski under each number in the table. If this rule is violated, only the higher scoring sequence of the repeated tricks shall be scored.

If it is not clear which end of the trick ski is the front (due to binding placement or angle) then the front shall be clearly indicated on the ski. Officials may require the skier to wear an indicator on the front leg (band or ribbon) to assist in this determination.

b) Definition of a Pre-turn

A pre-turn is a turn off a flat ski where the push/pop comes after the rotation has started. A wake trick that is pre-turned scores 0.

c) Side Slides

All side slides (handheld and toe) include a 90 degree turn from skiing position and a return to skiing position in the original direction. For a Side Slide to be a creditable trick, the skier must hesitate before commencing the trick, turn 90 degrees to either side, stop, return to the starting position, and stop. To perform the reverse, the skier must turn 90 degrees in the opposite direction, stop, return to the starting position, and hesitate again.

d) Wake Tricks

A wake trick not executed in mid-air and across the crest of the wake scores 0. It is not scored as a surface turn.

The ski will edge towards the wake, then the push/pop comes first then the rotation, or the push/pop and rotation come at the same time. The rotation cannot come before the push/pop. An inadvertent touch of the water with the ski tip during the rotation is acceptable on tricks with 540 degrees or more of rotation.

Rule 9 – Tricks

All wake line tricks (WL, SL and TWL) where the ski/leg does not go over the line, can be credited as wake tricks if the wake tricks criteria are met.

e) **Stepover Line Tricks**

Stepover line tricks (surface and wake) are complete only when the free foot touches ski or water or the lifted ski touches water after the turn before the next trick or the end of the pass. The skier may not put his leg or lifted ski across or on top of the line, the handle, or either arm until he begins to execute the turn. The stepover and turn actions must be simultaneous.

Immediately on completion of a FB stepover turn, the skier must have at least one arm between his legs holding the handle.

A wake stepover 360° consists of a 180° wake stepover and a 180° wake combined, in either order, all done in the air, off the wake, in a continuous turn.

A wake stepover 540° consists of a 180° wake stepover and a 360° wake combined, in either order, or a 180° wake stepover preceded and followed by a 180° wake combined, all done in the air off the wake in a continuous turn.

A wake double stepover 540° consists of a 180° wake stepover and a wake stepover 360° combined, in either order, all done in the air off the wake in a continuous turn.

To complete those tricks successfully, either FF, BB, FB, or BF, the skier, when he is in a back position, must have at least one arm between his legs holding on to the tow handle.

A stepover turn not performed according to the rules for a stepover but conforming to the rules for a 180° or 360° surface turn shall be scored as zero.

Toehold stepover tricks must be a simultaneous action. The towing foot may not touch the water during the execution of the turn, except that at the end of the trick after the stepover and turn are complete either the towing foot or the ski may touchdown first.

f) **Ski Line Tricks**

Ski Line tricks must be executed over the wake. Both feet must be on the ski and pass over the line while in mid-air. The feet may pass over the line at any point during the execution of the turn. The line must be out of the water during the execution of the turn. This does not include the inadvertent hitting of the rooster tail near the boat.

g) **Flips**

To receive credit for the wake flip, it is required that both feet be higher than the head and in approximately the same vertical plane at some point during the execution of the trick.

A front wake flip shall be defined as a forward somersault done in the air off the wake in which the tail of the ski passes up and over the head as the head goes down and forward. The rotation must be in the direction of travel and outside of the rope. Both feet must be above the head and in approximately the same vertical plane at some point during the execution of the trick. This rule applies to Front Flips and its derivatives. (FFLF, FFLB, FFLBB, etc.)

For wake flips with body rotation for example tricks (BFLO or BFLBB), the body rotation must be done simultaneously with the flip, not before or after. The BFLB and the BFLF are not considered a 180 degree turn either for purposes of declared tricks as referenced in Rule (9.19) or for reverse turns as described in Rule (9.21h). Additionally, for the BFLB, the reverse must land in the opposite wrap or turn in the opposite direction. Also, specifically for the BFLB, the stepover portion of the trick must be done simultaneously with the flip and the body rotation.

Flip with 540 degrees rotation or more, must be done hand-to-hand. The rope may not be wrapped around the body to assist the turn. This does not prohibit the simple back position wrap where the rope does not go around the body.

A maximum of 6 flips will be scored for each skier in his turn. Flips are numbers 51-69.

h) **Reverse Tricks**

To be scored, a reverse trick must immediately follow the basic turn in the same pass however, any type of 180° turn is allowed between two such turns. The reverse shall not be disallowed simply because it follows an attempted trick which has not been credited or because the basic trick is a repeated trick. If the original (basic) trick is not credited, then the reverse if credited becomes the basic trick.

The following sequences ARE allowed in the same pass:

S, RSnc, RS credit	This concerns only the Side Slide
TS, RTSnc, RTScredit	This concerns only the Toe Side Slide

Rule 9 – Tricks

B, F, Rnc, Rnc, Rcredit, Rcredit This concerns only the 180 F-B and B-F

TB, TF, Rnc, Rnc, Rcredit, Rcredit This concerns only the 180 Toe F-B and B-F

Reverse tricks under Trick 12 (540 Toe F-B) are limited to 540° but may follow a 540°, or 720°.

On 1 ski and 2 skis only one basic trick and one reverse are allowed under Trick 27 and under Trick 28, but may be any reverse trick listed, i.e., the original may be a WL5, WL5L, or a WL7, and the reverse may be any reverse of any of the above.

The reverse BFL is defined as a BFL leading with the opposite shoulder and travelling in the opposite direction (right to left vs. left to right) from the original BFL, immediately following it. This is identically true for the BFLB.

The reverse FFL is defined as an FFL travelling in the opposite direction (right to left vs. left to right) from the original FFL, immediately following it.

- i) Once the skier has put the toe strap on his foot, any trick performed in which the foot in the strap intentionally touches the ski during the setup or execution of the turn shall not be scored.

9.22: Trick Value Chart

SURFACE TURNS				2 SKIS		1 SKI	
CODE		DESCRIPTION	NO.	BAS	REV	BAS	REV
S		Side Slide	1	20	20	40	40
TS		Toehold side slide	2	-	-	130	130
B	180	F-B	3	30	30	60	60
F		B-F	4	30	30	60	60
O	360	F-F	5a	40	40	90	90
BB		B-B	5b	40	40	90	90
5B	540	F-B	5c	50	50	110	110
5F		B-F	5d	50	50	110	110
7F	720	F-F	5e	60	60	130	130
7B		B-B	5f	60	60	130	130
LB	180	F-B Stepmover	6	70	70	110	-
LF		B-F Stepmover	7	70	70	110	-
TB	180	F-B Toehold	8	-	-	100	100
TF		B-F Toehold	9	-	-	100	100
TO	360	F-F Toehold	10	-	-	200	200
TBB		B-B Toehold	11	-	-	200	200
T5B	540	F-B Toehold	12	-	-	350	350
T7F	720	F-F Toehold		-	-	450	-
T5F	540	B-F Toehold	13	-	-	350	-

Rule 9 – Tricks

WAKE TURNS				2 SKIS		1 SKI	
CODE		DESCRIPTION	NO.	BAS	REV	BAS	REV
WB	180	F-B	14	50	50	80	80
WF		B-F	15	50	50	80	80
WO	360	F-F	16	110	110	150	150
WBB		B-B	17	110	110	150	150
W5B	540	F-B	18	310	310	310	310
W5F		B-F	19	310	310	310	310
W7F	720	F-F	20	800	800	800	800
W7B		B-B	21	480	480	480	480
W9B	900	F-B	22	850	850	850	850
W9F		B-F		850	850	850	850
WLB	180	F-B Stepmover	23	110	110	160	-
WLF		B-F Stepmover	24	110	110	160	-
WLO	360	F-F Stepmover	25	200	200	260	260
WLBB		B-B Stepmover	26	200	200	260	260
WL5B	540	F-B Stepmover	27	300	300	420	420
WL5LB		F-B Double Stepmover		-	-	500	500
WL7F	720	F-F Stepmover	27a	700	700	700	700
WL9B	900	F-B Stepmover	27b	800	800	800	800
WL5F	540	B-F Stepmover	28	300	300	420	420
WL5LF		B-F Double Stepmover		-	-	500	500
WL7B	720	B-B Stepmover		550	550	550	550
WL9F	900	B-F Stepmover	28a	800	800	800	800

WAKE TURNS				2 SKIS		1 SKI	
CODE		DESCRIPTION	NO.	BAS	REV	BAS	REV
TWB	180	F-B Toehold	29	-	-	150	150
TWB	180	F-B Toehold	29	-	-	150	150
TWF		B-F Toehold	30	-	-	150	150
TWO	360	F-F Toehold	31	-	-	300	300
TWBB		B-B Toehold	32	-	-	330	330
TW5B	540	F-B Toehold	33	-	-	500	500
TW5F		B-F Toehold	34	-	-	500	-
TW7F	720	F-F Toehold	35	-	-	650	650
TW7B		B-B Toehold	36	-	-	650	-
TWLB	180	F-B Toehold Stepmover	37	-	-	320	-
TWLF		B-F Toehold Stepmover	38	-	-	380	-
TWLO	360	F-F Toehold Stepmover	39	-	-	480	480
TWLBB		B-B Toehold Stepmover	40	-	-	480	480
TWL5B	540	F-B Toehold Stepmover	41	-	-	600	600
TWL5F		B-F Toehold Stepmover	42	-	-	700	-
TWL7F	720	F-F Toehold Stepmover	42a			800	-

Rule 9 – Tricks

WAKE TURNS				2 SKIS		1 SKI	
CODE		DESCRIPTION	NO.	BAS	REV	BAS	REV
SLB		F-B Ski Line	43	-	-	350	350
SLF		B-F Ski Line	44	-	-	400	400
SLO	360	F-F Ski Line	45	-	-	400	400
SLBB		B-B Ski Line	46	-	-	450	450
SL5B	540	F-B Ski Line	47	-	-	550	550
SL5F		B-F Ski Line	48	-	-	550	550
SL7B	720	B-B Ski Line	49	-	-	750	750
SL7F		F-F Ski Line	50	-	-	800	800

FLIPS				2 SKIS		1 SKI	
CODE		DESCRIPTION	NO.	BAS	REV	BAS	REV
BFL/WFLIPB		Backward Somersault	52	500	500	500	500
BFLB	180	Wake Flip Half Twist F-B	53	-	-	750	750
BFLF	180	Wake Flip Half Twist B-F	54	-	-	550	550
BFLBB	360	Wake Flip Full Twist B-B	55	-	-	800	800
BFLO	360	Wake Flip Full Twist F-F	56	-	-	800	800
BFL5B*	540	Wake Flip Twist with 540 F-B	57	-	-	900	900
BFL5F*	540	Wake Flip Twist with 540 B-F	58	-	-	850	850
FFL/WFLIPF		Forward Somersault	59	800	800	800	800
FFLB	180	Forward Somersault with 180 F-B	60	-	-	850	850
FFLF	180	Forward Somersault with 180 B-F	61	-	-	850	850
FFLBB	360	Forward Somersault with 360 B-B	62	-	-	900	900
FFL5F	540	Forward Somersault with 540 B-F	63	-	-	950	950
BFLSLB	180	Wake Flip Ski Line with 180 F-B	65	-	-	850	850
BFLSLBB	360	Wake Flip Ski Line with 360 B-B	66	-	-	900	900
BFLSLO	360	Wake Flip Ski Line with 360 F-F	67	-	-	900	900
BFLSL5F	540	Wake Flip Ski Line with 540 B-F	68	-	-	950	950
FFLSL5F	540	Forward Somersault Ski Line with 540 B-F	69	-	-	950	950

* The Flip with a 540 degrees rotation or more must be done hand-to-hand. The rope may not be wrapped around the body to assist the turn. This does not prohibit the simple back position wrap where the rope does not go around the body.

When calling trick runs, the following substitutions will be allowed:

- a) A reverse turn may be indicated by the letter "R" alone
- b) SS may be used for S in trick numbers 1 & 2
- c) OB may be used for BB in all tricks where it is normally used (#5b, 11, 17, 26, 32, 40, 48)
- d) T5B may be used to indicate a RT5B when it immediately follows a T7F
- e) An R for reverse turns may precede or follow the trick code.
- f) The following variations will be allowed.
 - WTS for TS or RTS in #2
 - T7 for T7F in #12
 - BB for B in #'s 5f, 21, 28, 36 & 51
 - FLP or FL or FP for FLIP
 - Any transposition of the letters WTB/WTF and WBflip

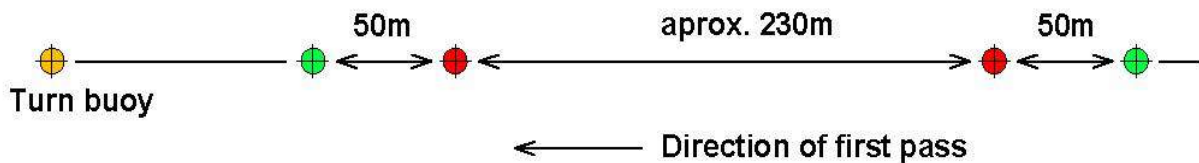
Rule 9 – Tricks

Note: Starting from November 1st, 2026, the following trick values will be effective.

W7B		B-B	21	500	500	500	500
TWLF		B-F Toehold Stepper	38	-	-	400	-
SL7F		F-F Ski Line	50	-	-	900	900
BFLO	360	Wake Flip Full Twist F-F	56	-	-	850	850
BFL5B*	540	Wake Flip Twist with 540 F-B	57	-	-	950	950
BFL5F*	540	Wake Flip Twist with 540 B-F	58	-	-	900	900
FFLB	180	Forward Somersault with 180 F-B	60	-	-	900	900
FFLBB	360	Forward Somersault with 360 B-B	62	-	-	1050	1050
FFL5F	540	Forward Somersault with 540 B-F	63	-	-	1100	1100
BFLSLBB	360	Wake Flip Ski Line with 360 B-B	66	-	-	950	950
BFLSLO	360	Wake Flip Ski Line with 360 F-F	67	-	-	950	950
BFLSL5F	540	Wake Flip Ski Line with 540 B-F	68	-	-	1030	1030
FFLSL5F	540	Forward Somersault Ski Line with 540 B-F	69	-	-	1150	1150

9.23: Official Tricks course

The following diagram shows the placement of an optional turn buoy and the official trick course. It is highly recommended that the optional buoy be used. For safety, it is recommended that no solid obstruction such as the jump ramp or dock be within approximately 20m. Other buoys within approximately 10m should be removed or submerged.



Buoy colours as follows:

Entrance Timing buoys: **Red**

50m buoys: **Green**

Rule 10 - Jump

For the boat, see Rule (5.01), and for the tow lines (5.09) and (5.11). There may be 2 or 3 people in the boat.

10.01: General Jump Event Conditions

The skier shall be entitled to three jumps or passes or falls from the time he starts in the preliminaries and three jumps or passes or falls from the time he starts in the finals.

Only the length of the jump will be considered no matter what ramp height is chosen by the skier.

A skier qualified for the final round may change his chosen height of the ramp for the final round subject to a time deadline set by the Chief Judge.

Skiers jumping at each height will be drawn together and will ski before those jumping at the higher height setting in both the elimination and final rounds.

10.02: Description of the Jump Ramp

The jump ramp shall be an inclined plane with an apron on the right-hand side. The ramp shall meet the following specifications:

- a) Width: 3.70m to 4.30m at all points. 4.20m to 4.25m is recommended.
- b) Length out of water at all points.

Length out of Water Table				
Ramp Ratio	Minimum	Maximum	Recommended	Max Height (See below for recommendation)
0.215	6.50m	7.00m	6.80m – 6.90m	1.505
0.235	6.50m	7.00m	6.80m – 6.90m	1.645
0.255	6.50m	7.00m	6.80m – 6.90m	1.785
0.266	6.75m	7.00m	6.85m – 6.95m	1.860

- c) For safety reasons, it is mandatory that the length underwater is at least 50 cm.
- d) Ratio of ramp height at take-off edge to ramp length out of water:

Men / Boys

- 0.215 +0.003/-0.005. Ramp max height is limited to 1.505.
- 0.235 +0.003/-0.005. Ramp max height is limited to 1.645.
Up to and including the Under-14 division height not to exceed 1.60m
- 0.255 +0.003/-0.005. Ramp max height is limited to 1.785.
Under-17: Recommended height at 6.85 is 1.75.
Recommended max length 6.90 - Recommended max height 1.76
- 0.266 +0.003/-0.005. Ramp max height is limited to 1.860. (ref. to rule 25 for recommended height)

Women / Girls

- 0.215 +0.003/-0.005. Ramp max height is limited to 1.505.
- 0.235 +0.003/-0.005. Ramp max height is limited to 1.645.
Up to and including the Under-14 division height not to exceed 1.60m
- 0.255 +0.003/-0.005. Ramp max height is limited to 1.785.
U-21/Open: Recommended height at 6.85 is 1.75.
Recommended max length 6.90 - Recommended max height 1.76

Ratios are to be computed on both sides of the ramp, and the ramp height at the take-off edge at the two corners may differ by no more than 2.5 cm.

Ramp setting must be within the indicated tolerances in the graph. (See Ramp Setting Chart)

- e) Jumpers must notify the organisers, on the official entry form, what their choice will be for the ratio mentioned in d) above.
- f) The surface must be a flat plane and shall be designed such that the maximum plane deviation does not exceed 2.5cm, measured over the ramp surface which is “out of water”. The maximum concave deviation shall be no closer than 1.5m from the top edge of the ramp.
No overall convex deviation is allowed. Minor convex at bottom where the hinge is against the surface may occur or where there is a main support. The intent is that the ramp will not have a general upward bow (convex) from bottom to top.
The deviation will be verified by two measurements:

Rule 10 - Jump

- 1) Place a taut string from the lower right corner (jump course side) of the surface to the upper left corner of the surface and measure the maximum distance between the ramp surface and the string.
- 2) Place a taut string from the bottom centre of the surface to the top centre of the surface and measure the maximum distance between the ramp surface and the string.

A good practical method is to use a block of the same thickness under each end of the string so that both concave and convex measurements can be recorded by subtracting the block thickness from the measurement.

These distances are to be recorded and must not exceed 2.5cm as stated above.

Any ramps found to have deviations higher than the above tolerances need to have them corrected before they can be used in homologated events.

- g) An apron shall extend the full length of the ramp on the right-hand side. The apron must have a minimum depth under water of 20cm when the ramp is set for the 1.80m height in Men's divisions. Ramp aprons shall be of a different colour or shade from the ramp surface to provide a satisfactory contrast between apron, water and jump surface.
- h) 6.50m, and 7.00m length markings, clearly identified, shall be placed on the apron and/or ramp surface so that they are readily visible. Older ramps with permanently embedded markings shall also be allowed, in this case a 7.00m length marking will be added if the jump can extend the length beyond those existing marks but still keep the other required parameters, eg. length under water of 50cm.
- i) All measurements of the ramp shall be made under competition conditions, including the weight of watering equipment, and not including the weight of a skier.
- j) The jump apron shall have a minimum angle of 28° from perpendicular and a maximum angle of 60°. The recommended angle is 45°.
- k) It is recommended that all jump surfaces (fiberglass) be of a red-orange colour. Wax surfaces on wood will remain their natural colour.

10.03. Entering the Course

A competitor may refuse to enter the official jump course on any pass by throwing the handle in the air before the 180m course entry buoy. He shall not be penalised for so doing, provided the refusal was for a reason acceptable by the majority of the Event Judges. Once a skier has taken a definite cut toward the ramp, the skier loses all right to a re-ride for conditions before the 180m buoy. The skier must be ready to ski immediately upon the boat's return. Should the skier not be ready or should the reason for the handle throw not be acceptable, one jump shall be deemed as to have been taken.

10.04. Damaged Equipment

If a skier notices that his equipment is damaged after a handle throw, a pass or a jump (broken fin, binding, ski...), the Event Judges may grant him 3 minutes to repair or change the broken equipment and to continue competing.

The damaged equipment repair/change time starts from when the competitor is able to get from the boat onto the dock. The control of the time is the responsibility of the Boat Judge.

Rule 10 - Jump

10.05: Jump Speeds and Ramp Height

The Boat Speeds and Ramp Heights for the Jump event shall be chosen by the skier from those listed below up to the maximum allowed as follows:

		Max jump speed	Ramp height
Under 10	Girls	42 kph	1.35m or 1.50m recommended 1.35
	Boys	42 kph	1.35m or 1.50m recommended 1.35
Under 14	Girls	45 kph	1.35m or 1.50m
	Boys	48 kph Recommended 45Kph up to 20m	1.35m. or 1.50m
Under 17	Girls	51 kph	1.50m
	Boys	51 kph	1.50m or 1.65m
Under 21 Open	Women	54 kph	1.50m or 1.65m
	Men	57 kph	1.50m or 1.65m or 1.80m
35+	Women	51 kph	1,50m
	Men	57 kph	1.50m or 1.65m
45+	Women	51 kph	1.50m
	Men	54 kph	1.50m
55+	Women	51 kph	1.50m
	Men	54 kph	1.50m
65+	Women	48 kph	1.50m
	Men	51 kph	1.50m
70+	Women	45 kph	1.50m
	Men	51 kph	1.50m
75+	Women	45 kph	1.50m
	Men	48 kph	1.50m
80+	Women	45 kph	1.50m
	Men	48 kph	1.50m
85+	Women	45 kph	1.50m
	Men	45 kph	1.50m

To be eligible to jump at 1.65m the skier must have achieved a score of 38m at the 1.50m height in a homologated competition as certified by their Federation.

To be eligible to jump at 1.80m the skier must have achieved a score of 48m at the 1.65m height in a homologated competition as certified by their Federation.

Skiers who have already achieved the required distances in this rule have no need to provide proof providing their results are showing in the current year or previous year Ranking List.

The Chief Judge in agreement with the organiser may allow the use of a lower ramp height for a specific division or divisions.

10.06: Boat Timing and Re-ride Situations

The boat shall be timed in the jump course between buoys 15ST-19ST and 15MT- 19MT with an intermediate time 52m (1st segment) and full time 82 m (1st+2nd segment), and between buoys 15MT- 19MT and 15ET- 19ET for a 41m - 3rd segment in order to maintain the tolerances listed in the charts below.

For Record Capability, Ranking List and Pro events the published 3 segment times should be used when:

Open/U-21 Men	speed 57	above 60 metres
Open/U-21 Women	speed 54	above 38 metres
U17 Boys	speed 51	above 42 metres
U17 Girls	speed 51	above 30 metres

For distances below these specifications, the 1st segment tolerance check is not required. Segments "1+2" and 3 must be in tolerance in all cases except as otherwise noted in the appropriate Jump Timing Re-ride Chart.

Segment 1 is NOT used for any other age division (U14, OVER 35 and so on...)

Rule 10 - Jump

Times must be recorded to the 100th of a second.

The times driven should be as close to the actual times as possible. This will be monitored by the Chief Judge. The rules governing skier letter or distance selection apply for this mode as well.

In the case where a skier refuses the ramp or falls on the approach to the ramp, the maximum speed tolerance allowable for segment 1+2 shall be increased by .05 seconds. This may be done by either subtracting .05 seconds from the maximum speed tolerance or by adding .05 seconds to the time recorded. On a pass or a fall before the ramp, the third segment time will not be used.

At the skier's option, the speed control mode may be set to either RTB, meaning the case where the speed control just returns to the base speed setting in the third segment, or three segment modes where the boat is programmed to meet the three segment times.

In certain situations, the competition officials may decide to use the normal chart for all skiers. An example might be a U14 division.

RTB Mode (return to baseline)

Speed	1st+2nd Segment (82 m)			3rd segment (41 m)		
	fast	actual	Slow	fast	actual	slow
57	5.11	5.18	5.25	2.36	2.59	2.66
54	5.39	5.47	5.55	2.54	2.73	2.81
51	5.70	5.79	5.88	2.68	2.89	2.98
48	6.05	6.15	6.25	2.84	3.08	3.17
45	6.45	6.56	6.68	3.01	3.28	3.39
42	6.90	7.03	7.17	3.21	3.51	3.64
39	7.42	7.57	7.73	3.43	3.78	3.94
36	8.02	8.20	8.39	3.69	4.10	4.28
33	8.73	8.95	9.17	3.99	4.47	4.69
30	9.58	9.84	10.11	4.34	4.92	5.18
27	10.62	10.93	11.27	4.76	5.47	5.79

Jump Timing Re-ride Chart.

seg1+2	Seg3	ACTION
OK	OK	None
OK	F	mandatory re-ride if distance is best distance in skiers turn
OK	S	optional re-ride (protected score)
S	OK	optional re-ride (protected score)
S	F	mandatory re-ride if best dist., otherwise optional with protected score
S	S	optional re-ride (protected score)
F	OK	mandatory re-ride
F	S	mandatory re-ride
F	F	mandatory re-ride

Generally speaking, if any time is too fast, then a re-ride for the skier is mandatory. If no times are too fast, but if any time is too slow, then a re-ride for the skier is optional. On a pass or a fall before the ramp, the 3rd segment time will not be used. All situations are detailed in the timing chart above.

If the 1st+2nd or 3rd segment is fast on a successful jump, but the distance recorded is less than previous or following jumps in the round by the skier, then a re-ride will not be awarded.

Rule 10 - Jump

Three segment Mode

Speed	1st segment (52m)		1st+2nd segment (82m)			3rd segment (41m)		
Speed	fast	slow	fast	actual	slow	fast	actual	slow
57	3.25	3.37	5.11	5.18	5.25	2.36	2.40	2.46
54	3.43	3.56	5.39	5.47	5.55	2.54	2.59	2.66
51	3.63	3.78	5.70	5.79	5.88	2.68	2.73	2.81
48	3.86	3.98	6.05	6.15	6.25	2.84	2.89	2.98
45	4.11	4.25	6.45	6.56	6.68	3.01	3.08	3.17

~~When the speed is below the maximum for the division, the third segment will not be used with the exception that it may not exceed the maximum speed time for the event division. (Please note that if this happens, it is likely that the speed control is not working according to the intended algorithm and the manufacturer and the WSC Chairman should be notified).~~

Jump Timing Re-ride Chart.

Jump Timing Re-ride Chart below max speed has been removed.

Seg. 1 (52m)	Seg. 1+2 (82m)	Seg. 3 (41m)	Action	Protected Score
OK	OK	OK	None	n/a
--	S	--	optional re-ride (protected score)	Yes
S	F	--	mandatory re-ride only if distance is best distance in skier turn - no increase in score allowed	No
OK/F	F		mandatory re-ride if distance is best distance in skiers turn	No
F	OK	S/OK	optional re-ride (protected score)	Yes
S	OK	OK/F	mandatory re-ride if distance is best distance in skiers turn - no increase in score allowed	No
S	OK	S	optional re-ride NO protected score	No
F	OK	F	optional re-ride NO protected score	No
OK	OK	F	mandatory re-ride if distance is best distance in skiers turn	No
OK	OK	S	optional re-ride (protected score)	Yes

The first row from the top that matches the situation is used.

In the case where multiple re-rides may apply due to fast third segment these shall be resolved taking the longest distance first.

If the jump switch does not engage due to the skiers' lack of effort and not from switch failure, the jump shall be re-categorized as RTB from Fast.

10.07: Fall After a Jump

In the case of a fall after a jump, the skier who is not back on his skis within three minutes (including any repair of equipment) after the boat is ready to take him will not be allowed to complete any further jumps in that round. If the skier is ready before the three minutes expires, but the boat judge feels it might not be safe for him to compete he may ask the safety director to check the skier. During that time, the clock is stopped until the Safety Director decides if it is safe for the skier to continue.

10.08: Officials Stopping a Jump

A jump shall not be registered should the boat driver or the boat-judge/official on board decide that there is a hazard because of dangerous water conditions, interference of another boat or other reason. The boat driver or the boat-judge shall then hold up his hand and slow the boat a perceptible amount before the boat passes the ramp.

10.09: Scoring of a Jump

A jump shall be scored when a skier passes over the ramp, lands and skis away with a tight line in skiing position without falling. If a skier falls as a result of a jump, he loses that jump. If he shall purposely touch any part of the tow line other than the handle while in the air, he shall receive no score for that jump. The longest jump of each round will be the only one counted. Jump distances may not be scored in increments finer than 10cm.

10.10: The Result of a Skier Falling

Every time a skier falls, it shall count as a registered jump. If the skier falls more than once on a single pass through the jump course or return run, a jump shall be registered for each fall.

A skier shall receive no further jumps in a round if, after leaving the boat's wake on a definite cut to the ramp, he elects to pass between the boat course and the ramp, whether or not he retains the tow line.

10.11: Boat Path

The skier shall tell the boat driver the path and speed to pass the ramp. The boat shall follow a path through the jump course at the specified distance from the right-hand side of the ramp within the prescribed boat path tolerances. The boat path should have minimal deviation toward the jump ramp while the skier is cutting to and through the jump ramp.

Path Definition

"SPLIT" is boat path between the 15 metre and the 19 metre timing buoys (the COURSE).

- Split = Default (Centre 17 metre line)
- Split +/- 1 = Split +/- 0.3 metre or 1 foot
- Split +/- 2 = Split +/- 0.6 metre or 2 feet
- Split +/- 3 = Split +/- 0.9 metre or 3 feet
- Skier options are "Split" with +1, +2, +3 for wide or -1, -2, -3 for narrow.

"INSIDE" is defined as boat path between the RAMP and 15 metre timing buoys. Boat Path Measurement is not required for any INSIDE path request.

Boat Path Measurement System

A Boat Path Measurement System, (BPMS) is required for all Record Capability(R), and Rankings Lists(L) events. All jump passes shall be monitored for PATH, CUT, FLIGHT and CUMULATIVE deviation.

Data will be collected via WaterSkiConnect during the **2026** ski year. Deviation tolerances and re-ride situations will be established for the **2027** ski year for distance equal to or greater than:

- Record Capability(R), Rankings Lists(L), and Pro events.
50 metres and greater distances.
- Titled Events (World or Confederation)
40 metre and greater distances.

BPMS may be RTK-GPS or Video based. The use of RTK-GPS systems is preferred and strongly recommended. The BPMS will be installed and calibrated according to the homologation guidelines under the responsibility of the Homologator.

The Chief Judge will assign a Judge or Driver to monitor the BPMS.

Skier requested Path.

The skiers requested boat path shall be measured when the pylon is at NT, (52m from ST) point where the jumper is in a glide ready to turn and cut to the ramp. If the measured deviation is greater than 40cm from the requested boat path, an optional re-ride shall be awarded.

Example: The skier requested path is "SPLIT". The measurement at NT is more then +/- 40cm, an optional re-ride shall be awarded.

Cut

The CUT Deviation is measured at the pylon when the boat is between 15/19 NT (52m) and 15/19 MT. The CUT calculation is the difference between the values at NT and MT. NT being the point where the jumper is in a glide ready to turn and cut to the ramp. MT being the point where the skier approximately leaves the ramp.

Example: NT is -5cm and MT is +25cm, the difference is a +30cm swing. A positive number would indicate the boat moved away from the ramp. A negative number would indicate that the boat moved towards the ramp during the skiers cut. It is also used to calculate the Cumulative Deviation.

If the CUT Deviation is NEGATIVE (towards the ramp) and is greater than XX cm: ____
(Deviation Values to be Determined Later)

If the CUT Deviation is POSITIVE (away from the ramp) and is greater than XX cm: ____
(Deviation Values to be Determined Later)

Rule 10 - Jump

Flight

The FLIGHT Deviation is the maximum deviation measured at the pylon when the boat is 15/19 MT (82m) and 15/19 ET. The FLIGHT calculation is the difference between the boat position values at MT and ET. MT being the point where the jumper approximately comes off the top of the ramp and begins lift. ET being the point 51 metres down course from the ramp. The calculation is the value at ET minus the value at MT.

Example: MT is +30cm and ET is +50cm, the difference is a 20cm swing.

If the FLIGHT Deviation is NEGATIVE (towards the ramp) and is greater than XX cm: ____
(Deviation Values to be Determined Later)

If the FLIGHT Deviation is POSITIVE (away from the ramp) and is greater than XX cm: ____
(Deviation Values to be Determined Later)

Cumulative Deviation

The CUMULATIVE Deviation is the sum of the CUT And FLIGHT Deviations.

If the CUMULATIVE Deviation is NEGATIVE greater than XX cm: ____
(Deviation Values to be Determined Later)

If the CUMULATIVE Deviation is POSITIVE greater than XX cm: ____
(Deviation Values to be Determined Later)

BPMS failure

If during a competition event, a required BPMS fails, end course video (monitored in the Judges' tower) may be used until such time as BPMS is re-established. The Homologator shall note in the Homologation Dossier the event(s) when failure occurred.

Exception: BPMS Not Available – Use of End Course Video

Where use of BPMS is not feasible, the Chief Judge may alternatively, with the concurrence of the Homologator, use End Course Video for monitoring boat path. A Judge or Driver shall be assigned to monitor all jump passes using end-course video and award re-rides for requested boat path. The end course official and the Chief Judge (or the Chief Judge's designee) must agree on any determination. With this situation, the homologation level will be Ranking List(L). The Homologator shall note in the Homologation Dossier the reason(s) that BPMS was not utilised.

End Course Video Requirements

When end course video is used, at a minimum, video shall be recorded for all jumps 50m and greater. See Rule 25 – Homologation Guidelines for video set up and required towboat visible markings.

In instances of potential world records, it is recommended that a standalone end course camera be used as a backup.

Path Review – BPMS / End Course Video

All passes are subject to review for compliance to rules [\(1.09\)](#) and this rule including boat path cumulative deviation. Any passes that do not conform may result in the associated score being modified or removed from the IWWF standings lists.

10.12: Officials

There will be three Judges for the event. Two Judges will be stationed on shore. The third Judge will be in the tow boat. The two shore judges may also act as measurement judges if they have a full and direct view of the jump course.

10.13: Jump Distance Measurement

Jump distances shall be measured by video computer measurement systems approved by the World Waterski Council. The World Waterski Council may approve systems based on video technology provided that proper verification and proof is given to the World Waterski Council at least 60 days before the proposed use.

Jump distances shall be measured from a point at the water line directly below the centre of the top edge of the ramp to the skier's point of impact in the water closest to the ramp (first point of impact) and then an adjustment offset of 2.1m shall be added. The point of impact is defined the point on the water surface closest to the ramp that is touched by the skier when he lands. The distance is calculated from the impact point back to the ramp and then an offset adjustment of 2.1m is added.

The distance shall be communicated to the skier after each scoring jump.

Rule 10 - Jump

For the video system, there shall be two designated Judges (from different countries at international competitions) operating the system who shall jointly make a judgement decision on the impact point. The calculated distance shall not be displayed until the impact point is jointly judged.

Since video jump measurement is used, video backup methods (videotaping) must be used.

If the skier is misinformed or not informed of the distance, then a re-ride shall be offered on the next jump. Based on the circumstances, the Event Judges shall decide if the score is protected and inform the skier when he is offered the re-ride.

10.14: Ties

Ties will be broken by using the specific rules defined for each Competition. If no specific rule has been defined, the following applies:

If a tie exists for first place, it shall be run-off. If a tie exists for 2nd or 3rd place, placement shall be decided based on the higher preliminary round score. If a tie still exists, it shall be run-off. The run-off shall have a new drawing for order. Each tied competitor shall be allowed two jumps or passes or falls with the longest jump being scored according to Rule (10.09). Repeated ties shall be run-off in the same manner until broken. When a run-off for first place is between more than two skiers, all the places equal to the number of skiers in the run-off are decided by the run-off with no reversion to the preliminary round score except that the preliminary round score would be used if two or more skiers are still tied for 2nd and 3rd places after the run-off

Skiers tied on score in the final round, not in a medal position, will be listed as tied in the final results.

For preliminary round ties refer to rule 14.09

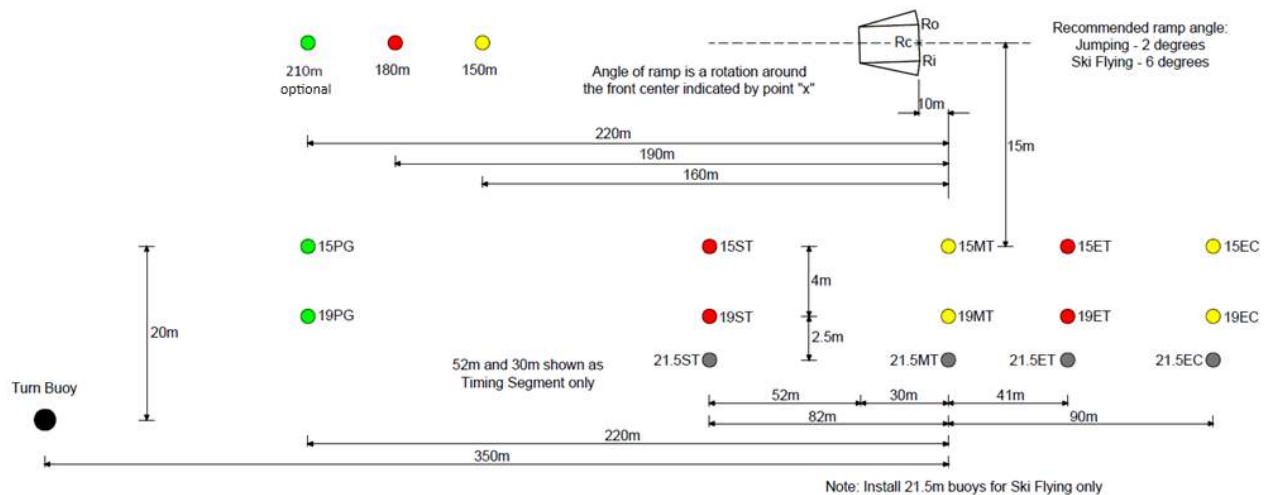
10.15: Safety Equipment

All competitors in jump events shall be required to wear approved life jackets (4.03).

It is strongly recommended that skiers wear jump pants especially adapted for waterskiing.

Skiers must wear a suitable helmet in the jump event (4.09). Should a skier go over the ramp not wearing a helmet, that jump will be disallowed.

10.16: Official Jump Course



The ramp must be parallel to the jump course and slightly open. The tolerance for standard jumping is between +1.00° and +2.50° open.

The tolerance for ski flying is between +5.00° and +7.00° open.

Open means that the low end of the ramp is turned toward the jump course. The basis of the jump course is the 15ST - 15MT line.

Any marker buoys used for video distance measurement or spectator reference buoys must be a minimum of 8m from the ramp centreline for safety purposes so that they will not interfere with the skier while landing.

Rule 10 - Jump

JUMP COURSE DIMENSIONS AND TOLERANCES

Buoy	Colour	Length from "Y Axis"	Tolerance	Length from "X Axis"	Tolerance
15PG	Green or Yellow	220m	+/- 30m	0m	+/- 10cm*
19PG	Green or Yellow	220m	+/- 30m	4m	+/- 10cm*
210m	Green	220m	+/- 2m	15m	+/- 0.5m
180m	Red	190m	+/- 2m	15m	+/- 0.5m
150m	Yellow	160m	+/- 2m	15m	+/-0.5m
15ST	Red	82m	+/- 40cm	0m	NA
19ST	Red	82m	+/- 40cm	4m	+/- 10cm*
15MT	Yellow	0m	N/A	0m	N/A
19MT	Yellow	0m	+/- 20cm	4m	+/- 10cm*
15ET	Red	41m	+/- 20cm	0m	+/- 10cm*
19ET	Red	41m	+/- 20cm	4m	+/- 10cm*
15EC	Yellow	90m	+5 /- 10m	0m	+/- 10cm*
19EC	Yellow	90m	+5 /- 10m	4m	+/- 10cm*
Ramp "Rc"		10m	+/- 20cm	15m	+/- 15cm

The "X Axis" is a straight line passing through the 15ST and 15MT buoys. All width dimensions are from the "X axis". The "Y Axis" is a perpendicular line to the Course "X Axis" passing through the 15MT buoy (0,0). All length dimensions are from the "Y Axis".

* It is recommended that all course buoys to be within +/- 5 cm vs +/- 10 cm to ensure course is visually straight per recommendation in rule 25.04

Pre-Gate boat guide buoys are required unless the Chief Judge with the concurrence of the Homologator determine that pre-gate buoys are not feasible, in which case, the Homologator shall note such in the homologation dossier. Placement of the Pre-Gate Buoys should take into consideration and not interfere with the skier's counter cut.

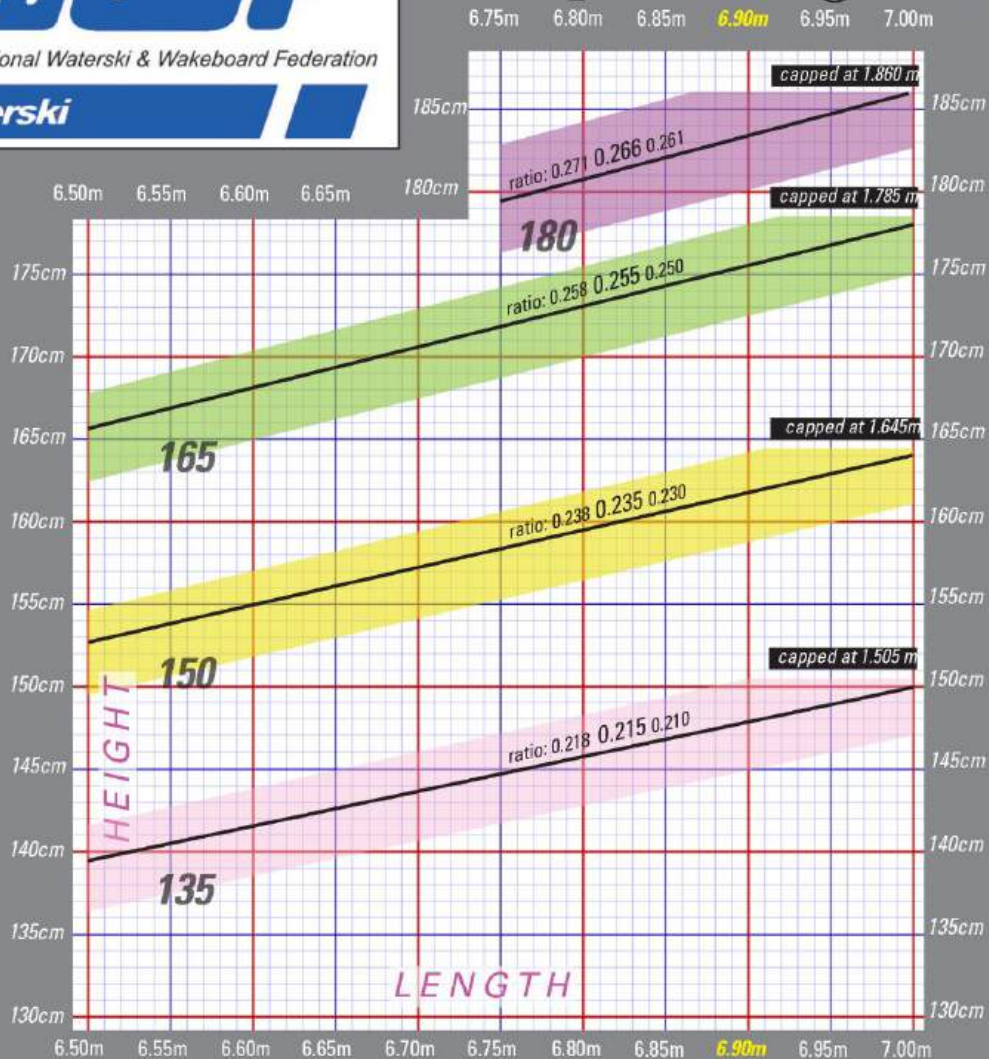
An optional turn buoy is recommended at approximately 350m from the "Y Axis" and 20m from the "X Axis".

10.17: Ramp Setting Chart

For any particular ramp setting, a combination of HEIGHT at the top edge and LENGTH out of the water enclosed within the highlighted areas is allowable. A combination that lies on the middle line is the most desirable unless conditions indicate that another in tolerance setting would be more appropriate. Ramp setting must be within the indicated tolerances in the graph below.



2024 Ramp Setting Chart



Ramp Setting details 2023

The 1.85 angle ratio is 0.266 +0.005 / -0.005.
Maximum height is capped at 1.860

180

	Ratio	6.75m	6.90m	7.00m
	0.005	1.829	1.860	1.860
	0.266	1.796	1.835	1.860
	-0.005	1.762	1.801	1.827
	Ratio	6.50m	6.90m	7.00m
	0.003	1.677	1.785	1.785
	0.255	1.658	1.760	1.785
	-0.005	1.625	1.725	1.750
	0.003	1.547	1.642	1.645
	0.235	1.528	1.622	1.645
	-0.005	1.495	1.587	1.610
	0.003	1.417	1.504	1.505
	0.215	1.398	1.484	1.505
	-0.005	1.365	1.449	1.470

The 1.65 angle ratio is 0.255 +0.003 / -0.005.
Maximum height is capped at 1.785

165

The 1.50 angle ratio is 0.235 +0.003 / -0.005.
Maximum height is capped at 1.645

150

The 1.35 angle ratio is 0.215 +0.003 / -0.005.
Maximum height is capped at 1.505

135

Ramps should have clear marks at 6.5m and 7.0m. Ramps with marks at 6.4m and 6.8m are still permitted. Recommended length **6.90m**. The length underwater must be a minimum of 50cm

Rule 11 – Overall Competition

Overall scoring can be used either to determine an Overall result in a two or three event competition or for a stand-alone Overall Competition.

Each Overall Competitor shall be awarded in each event a certain number of Overall points according to specific formulae. For the various formulae refer to the appropriate competition rules.

11.01: Rules for U-10, U-14, 65+ and over Individual Overall

Qualification for Individual Overall Scoring

- To qualify for overall, an Under 10 competitor must ski in slalom and tricks. (competing in jump is not necessary)
- To qualify for overall, an Under 14 competitor must ski in slalom, tricks and jump.
- To qualify for overall in the **65+ and over age Divisions**, competitors must ski in slalom and tricks. (competing in jump is not necessary).

Individual Overall Scoring Method

Each overall competitor shall be awarded in each event a certain number of overall points according to the relationship of his score and the relative Overall Score Basis.

Overall Score Basis

	U-10 Boys	U-10 Girls
Slalom	1.00@49/13.00 (67 buoys) buoys count from 25	1.00@49/14.25 (61 buoys) buoys count from 25
Trick	4000	2720
Jump	21.9m	11.4m
	U-14 Boys	U-14 Girls
Slalom	2.00@55/11.25 (56 buoys) buoys count from 43	2.00@52/11.25 (56 buoys) buoys count from 40
Trick	6630	5300
Jump	35.3m	27.0m

Overall formulas:

Tricks: Skiers score X 1000 / Overall Score Basis

Slalom: Skiers score X 1000 / Overall Score Basis

Jump	Under 10 Boys	Skiers score x 1000 / Overall Score Basis
	Under 10 Girls	(Skiers score +10m) x 1000 / (Overall Score Basis +10m)
	Under 14 Boys	(Skiers score -10m) x 1000 / (Overall Score Basis -10m)
	Under 14 Girls	(Skiers score -7m) x 1000 / (Overall Score Basis -7m)

Rule 12 – Re-rides

12.01: Team Representative

Each Federation shall select a team representative whose name shall be given to the Chief Judge before the start of the first event. The team representative shall represent all skiers from his federation. An alternate team representative may also be named.

12.02: Re-ride Criteria

When unfair conditions or a malfunction of the competition supplied equipment occurs which in the opinion of a majority of the Event Judges adversely affects a skier, he shall be granted the option of a re-ride only on the passes affected. In the case of optional re-rides the score may only be protected for failure of competition supplied equipment or under those circumstances explicitly defined in these rules.

When a skier receives an unfair advantage, the re-ride is mandatory. When taken, the re-ride is scored.

Failure to establish a time through the course in slalom or jump is considered a malfunction of equipment and a re-ride will be given. The score is not protected.

If a skier's turn in jump or slalom or tricks is interrupted between passes due to the above listed circumstances or due to a weather hold initiated by the Judges, and the interruption causes a delay exceeding ten (10) minutes, then the skier shall be allowed a free warm up pass/ jump with a protected score on passes already completed. The warm-up pass is not scored although the skier will be given the distance in the case of jump. The timing for the 10 minutes shall be from the moment the skiing is placed on hold or the boat is stopped (whichever comes first).

12.03: Granted Re-ride Procedure

Re-rides must be taken no later than five minutes after they are granted and may be taken immediately at the option of the skier ([12.06](#)) for slalom re-rides and ([12.05](#)) for jumping re-rides. If the skier elects to take a five minutes rest, the next skiers in order shall ski, and the re-ride shall be taken at the conclusion of the skier's run during which the five minutes rest period expires. However, the rest time will not be allowed to affect the skiing order if it is seeded or in the finals of a major competition.

12.04: Requests for Re-rides

Requests for re-rides may be initiated by a Judge for the event before the next skier starts or may be initiated, as soon as possible, by the skier or his team representative and shall be decided as soon as practicable thereafter. If, in the opinion of the Judges for the event, the request was not initiated as soon as possible after the skier skied, the request shall be denied.

12.05: Boat Path or Speed Error - Jump

The Boat Judge is authorised to give re-rides under Rules ([6.02](#)), and ([10.06](#)).

The boat judge shall observe the accuracy of the boat path and verify its speed by checking the speed measuring devices.

If a re-ride is given because of a faulty boat path or an error in speed, it must be taken immediately. When there is a fast 2nd or 3rd segment, the boat judge shall signal the skier by crossing his arms at 90 degrees (in the sign of an "X") to show that the skier may have a potential re-ride.

If there are more than two (2) re-rides, the skier shall have the option of asking for a five-minute rest before continuing.

The rest time will not be allowed to affect the skiing order if it is seeded or in the finals of a major competition.

12.06: Re-rides - Slalom

If the skier has an imperfect pass, the Boat Judge shall determine, by appropriate means, whether the skier wishes to take a re-ride.

If a re-ride is to be taken, the boat shall immediately return through the course in an unscored pass and the re-ride shall then follow in the original direction through the course.

If there are more than two (2) re-rides, the skier shall have the option of requesting a five-minute rest before continuing. The rest time will not be allowed to affect the skiing order if it is seeded or in the finals of a major competition.

12.07: Re-rides - Tricks

All re-rides must be taken in the same direction as the original pass.

Rule 13 – Protests & Video Challenge

13.01: Who may Protest and How it is done

Protests shall be made to the Chief Judge only by a Team Representative and shall be considered by the Appointed Judges. Protest must be made in writing, must state the reason(s) for the protest and quote the relevant rule number(s), and must be filed as soon as possible, but no later than 30 minutes after the results of the event are announced and the Judges scoring forms are available for inspection.

If a skier believes that he has been given a higher score than he actually achieved he may ask the Chief Judge to have it reviewed. The Chief Judge may reduce the skier's score after consulting the Appointed Judges. A fee is not required for this specific challenge.

13.02: Allowable Reasons for Protests

Protests shall be allowed only for failure of the Competition Organiser, Officials, Judges and Scorers to comply with these rules and only if this non-compliance with rules has an adverse effect on a skier. No protest shall ever be permitted on a judgment decision by the Judges except as noted in Rule [\(13.04\)](#).

13.03: Protest Submission Procedure

Protests must be accompanied by the approximate equivalent in local currency of US\$25.

This amount will be refunded if the protest is considered reasonable by the Judges.

13.04: Video Challenge

a) Video Challenge in Jump for Boat Path.

If a Skier/Team Representative believes that the boat path was wrong (per Rule [10.11](#)), he may challenge it by notifying the Chief Judge before the next skier goes out (or as soon as it judged practicable by the Judges) and putting up US\$250. The Chief Judge (or the Chief Judge's designee) and a designated review judge will review the end course video (or the results provided by the Approved Path Measurement System if it is being used), the judges conducting this review must be different from the judges originally making the call. If they both agree that the boat pylon deviation exceeded the allowable tolerance (per Rule [10.11](#)), then an optional re-ride shall be awarded. If they disagree or agree that the video (or results of the Approved Path Measurement System) do not clearly overrule the original call, then the challenge will be rejected. The US\$250 will only be returned if the challenge is accepted.

b) Video Challenge in Slalom for Gates and Buoys when Video is used.

If a Skier/Team Representative believes that there was an error in a score, he may challenge it by notifying the Chief Judge before the next skier goes out (or as soon as is judged practicable by the Judges) and by putting up US\$250. The Chief Judge and a designated review Judge will review the video (boat video, or gate video). These two review Judges must be different from the ones who originally made the call. If they both agree on a score, that will be the given score. If they disagree or agree that the video does not clearly overrule the score given by the Judges, then that score will stand. The US\$250 will only be returned if the original score was changed.

c) Video Challenge in Slalom for Boat Path.

If a Skier/Team Representative believes that the boat path was out of tolerance (per Rule [8.15](#)), he may challenge it by notifying the Chief Judge before the next skier goes out (or as soon as it judged practicable by the Judges) and putting up US\$250. The Chief Judge (or the Chief Judge's designee) and a designated review judge will review the end course video (or the results provided by the Approved Path Measurement System if it is being used), the judges conducting this review must be different from the judges originally making the call. If they both agree that the boat pylon deviation exceeded the allowable tolerances (per Rule [8.15](#)), then a re-ride shall be awarded (if it is an optional re-ride) or required (if it is a mandatory re-ride). If they disagree or agree that the video (or results of the Approved Path Measurement System) do not clearly overrule the original call, then the challenge will be rejected. The US\$250 will only be returned if the challenge is accepted.

d) Video Challenge for Trick Timing.

If a Skier/Team Representative believes that there was an error in the timing of a trick pass, he may challenge it by notifying the Chief Judge as soon as is practicable and by putting up US\$250. The Chief Judge and a designated review Judge will re-time the pass. If they both agree on the timing, whether the original timing or a changed one, that will be where the run will end. If they disagree then the original timing will stand.

The US\$250 will only be returned if the original time was changed.

13.05: Computation Error Procedure

A correction of an error in the computation of scores shall not be considered a protest, and the correction shall be made upon approval of the Chief Judge and Scorer if requested within 30 minutes after the results of the event are announced and the Judges' scoring forms are available for inspection.

13.06: Tricks Score Sheet Availability

The tricks scoring sheets of each Judge for every skier shall be made available for a period of 30 minutes for inspection by the Team Captain as soon as the provisional results are posted. Under the Team Captain's responsibility, a skier may view his own scoring sheets.

If a skier's score sheet is changed based upon this review, the changed sheet will be available for inspection for a period of 15 minutes after the revised results are posted assuming that this would not be less than the initial 30 minutes limit. Each time a sheet is changed, it will be available for another 15 minutes for review.

If specific results are asked to be reviewed by the officials by the Team Captain, a notice shall be posted to the effect that some scores are under review and naming which skiers. This can be done by marking the posted results or by separate notice.

Judges are required to list the official code and/or variations for each trick. The Scorer may reasonably interpret the judges form to allow for any mistakes in writing down trick codes.

Shorthand can be used to write the run initially, but the code must be written in before the sheets are handed to the Scorer (who must also be given a copy of each Judge's shorthand).

13.07: Posting Definition

For an Official document to be posted it must be:

- a) Either:
 - 1. A physical copy posted on the Official Notice Board, or
 - 2. A virtual copy posted on the Official Competition Results Website
- b) Clearly show the time and date that it was approved by the Chief Judge
- c) Be signed or expressly approved by the Chief Judge

If a document does not include a statement that it is the "Final Results" in the heading it MUST be considered provisional.

Note: If documents are posted online, they should either have an e-signature or another indication (such as a box to be checked indicating "Approved for posting as the Final Result by the Chief Judge") that the Chief Judge has agreed that these are the final results. If all software can include an e- signature, then this is not necessary.

13.08: Collected money for Video Challenge and Protest.

For Titled events any money collected will be distributed between the Officials to help with the travel expenses. For all other events, the collected money will go to the Organiser.

SECTION 3 - WORLD CHAMPIONSHIPS RULES

Rule 14 – World Championships Administration

14.01: Frequency of Competition

- * The World Open Championships shall be held biennially in odd numbered years.
- * The World U17 Championship shall be held biennially in even numbered years.
- * The World U21 Championship shall be held biennially in odd numbered years.
- * The World 35+ Championships shall be held biennially in even numbered years.

14.02: Effectivity of the World Championships

The inability for one reason or another of a country to attend any World Championships (including political reasons) does not require that the entire competition be cancelled or postponed or that the titles are any less world titles.

14.03: Schedule of Events

Not later than two months before the start of the Championships, the World Waterski Council Chairman shall send a schedule to each affiliated Federation showing the days on which the Championship events will be held. The schedule of events for both the preliminary and final rounds shall be drawn up by the Chief Judge, the Chairman of the World Waterski Council and the Championships Chairman and posted prior to the start of the first event. This list shall include starting time for each day. A schedule of starting times for individual events, if shown, shall be for the guidance of the competitors only, and any deviation shall not constitute a change. It is recommended that jump be scheduled as the last event in both the preliminary and final rounds.

14.04: Chief Judge & Appointed Officials

At least six (6) months prior to the start of the World Championships, the World Waterski Council shall appoint, with the approval of the IWWF President, from among the Officials proposed by each Confederation Waterski Council: The Chief Judge, the Assistant Chief Judge, the Homologator, the Chief Scorer, 2 Scorers, the Chief Driver, 2-3 Drivers and 9-10 Judges.

The appointment of the assistant to the Chief Judge must be made with the Chief Judge's approval.

The Appointed Judges will be selected by each Confederation Council and proposed to the Waterski Council for approval (the list order in which they are submitted corresponds to the choice priority). All appointed judges must be qualified in all three events.

A maximum of one boat driver may be from the country organising the Championships.

The Chief Judge, who must not serve as an Event Judge, shall assign to his assistant those duties he deems appropriate.

The Chief Judge directs and controls the work of all officials during the competition including Judges, Scorers, Drivers, Homologator, and other officials.

- Assignment of Judges and assistants for each event should be made by the Chief Judge as per rule (8.13), (9.12), (10.12) and (14.06).
- Assignment of Scorers to individual events, shall be made by the Chief Judge in consultation with the Chief Scorer.
- Assignment of Drivers to individual events, shall be made by the Chief Judge in consultation with the Chief Driver.

Official	Nominated by	Appointed by	Timeframe
Chief Judge	Confederation Councils	World Council	6 months before start
Assistant Chief Judge	Confederation Councils	World Council	6 months before start
Homologator	Confederation Councils	World Council	6 months before start
Chief Scorer	Confederation Councils	World Council	6 months before start
2 Scorers	Confederation Councils	World Council	6 months before start
3 Judges from PANAM	Confederation Council	PANAM Council	6 months before start
3 Judges from E&A	Confederation Council	E&A Council	6 months before start
3 Judges from AA	Confederation Council	AA Council	6 months before start

1 Additional Judge	Confederation Councils	World Council	6 months before start
Chief Driver	Confederation Councils	World Council	6 months before start
2-3 Drivers	Confederation Councils	World Council	6 months before start

14.05: Choosing Appointed Judges

The Judges chosen for the World Championships must represent the Confederations as follows:

Confederation PanAm - 3 Judges minimum

Confederation E&A - 3 Judges minimum

Confederation A&O - 3 Judges minimum

A total of 10 judges shall be selected.

Each Confederation will nominate a person for the 10th judge to be selected by the World Council. The Chief Judge and his assistant are not included in the above number.

If a Confederation is unable to propose the specified number of qualified Judges, the World Waterski Council can appoint additional Judges from other Confederations.

If two events are to be run at the same time on different sites, the World Waterski Council must appoint 3 extra Judges.

Any additional judges recruited during an event to assist become event judges only. They are not appointed judges.

Panel of Officials Pre-Event Briefing.

The panel of officials will be invited to a pre-event briefing meeting prior to the start of the Championships.

This will be organised and chaired by the Chief Judge, with the assistance of a member of the WSC.

The aim of this briefing is to compare and align judging practices and procedures, to ensure consistency and uniformity in judging throughout the Championships.

14.06: Event Judges

For the World Championships, the Event Judges must be chosen by the Chief Judge from among the Appointed Judges, preferably as follows:

For Slalom - no more than two judges from any one Confederation.

For Tricks - the best panel appropriate for the level of trick performances.

For Jumping - one Judge per Confederation.

At other competitions, the selection to the event judges shall be governed by Confederation administrative practice.

14.07: Site Familiarisation

The last two or three days immediately before the Championships will be reserved and used for Official Familiarisation. This will be organised so that each skier who has paid shall be allocated either a set number of passes and/or a certain amount of time at the discretion of the Chief Judge based on the principle that every skier shall receive an equal opportunity for familiarisation.

Slalom skiers will receive - 4 passes or 6 minutes whichever is less.

Trick skiers will receive - 2 passes or 5 minutes whichever is less.

Jump skier will receive - 3 passes or 6 minutes whichever is less.

After closure of the registration 75 days before the Championships (please ref. to rule 14.12 for the specific deadline), each entered competitor in the IWWF Event Management System (EMS) will be allocated Official Familiarisation time as specified above.

45 days before the scheduled start of the event, the Organiser (in consultation with the Chief Judge, whose decision shall be final) shall announce the Official Familiarisation schedule (including the allowed time).

If a Federation does not want to take part in the Official Familiarisation, it must notify the Organisers and the Chief Judge as soon as possible.

The order for familiarisation will be based on the team results from the previous IWWF World Championships with the last placed team athletes going first, and shall be grouped by event, i.e., slalom familiarisation, trick familiarisation and jump familiarisation (by jump height) will be grouped together. Any athlete whose time has not been paid for at least 30 days before the scheduled start of the event, or who is not ready to ski in accordance with the schedule, will lose their official familiarisation time.

Summary table:

- 75 days before - deadline to enter participants in the EMS as per rule 14.12.
- 45 days before - deadline for publishing familiarisation schedule by Organiser.
- 30 days before - deadline for familiarisation payment.

The Chief Judge shall have the discretion to change the start time of team’s familiarisation based on extraordinary circumstances.

During the Official Familiarisation period, the Chief Judge may allocate any available site familiarisation times, but only to skiers who have not already used it or do not have time allocated.

The cost per hour for Official Familiarisation will be agreed between the Organiser, the IWWF President and the IWWF World Waterski Council Chairman at the time of the bid. The agreed price will then be noted in the Letter of Agreement and Obligation (LAO) for the event.

14.08: Rounds

Each event shall consist of two rounds, a preliminary round and a final round.

All skiers qualified to ski in an event must ski in the preliminary round of that event.

A skier must score (more than 0) in the preliminary round to qualify for the final.

14.09: Numbers in Finals

Basic Rule

The first twelve placed skiers based on the results of the preliminary round, shall be qualified to ski in the final round of that event. There shall be no differentiation between individual skiers and team skiers.

In the case of a tie for any position which may result in more than twelve skiers going through to the final round there will be a run-off between the tied skiers so that only twelve skiers go into the finals.

The run-off score(s) shall not be used for the Final Round starting list (where all those tied skiers shall be drawn randomly). Nor shall the first-round run-off scores be used to place the skier in the finals.

For all IWWF World Championships except the Open World Championships, the number of skiers qualified to ski in the Final round of an event shall be as shown in the following table.

Number of skiers entered and paid to ski in the Preliminary round (as at midday the day before competition starts)	Number of skiers in Finals
1 – 5	All
6 – 10	first 5
11 – 12	first 6
13 – 15	first 8
16 – 19	first 10
20 and more	first 12

14.10: Schedule Changes

Changes in the schedule during the competition shall be made only for weather, water conditions, safety, or a similar reason. A majority of the Appointed Judges must approve the change, and all affected competitors shall be notified by posting. Although schedule changes are to be discouraged, the Judges should not hesitate to make adjustments required for safety. Once the competition has started, the Judges do not have the authority to cancel any event, except in the case of a definite safety hazard and, if possible, the competition must be completed, even if the Judges are obliged to continue it in a neighbouring community.

14.11: Boats

A maximum of 4 different makes and models of boats shall be chosen from among those boats approved by the World Waterski Council in accordance with the obligations. A minimum of two identical boats must be made available for each make and model chosen. The World Waterski Council and the IWWF Federations shall be notified of the choice of boats at least 6 months before the start of the Championships and which boat shall pull each event 3 months before the start. Full information (engine size, prop pitch, etc.) on each boat shall be published a minimum of 3 months before the start of the Championships.

The boats for each event shall be chosen from those provided, by the Chief Judge and the host Confederation’s Waterski Council Chairman.

14.12: Entry and Administration

Each Federation shall declare, through EMS, not later than 75 days before the scheduled start of the first event of the Championships:

- The names of the members of its team
- The names of the competitors entered as “Individuals”
- The names of the competitors entered as Wild Cards
- The names of the Official reserves.

For each competitor registered, the events that they will compete in together with the ramp height for Jump need to be entered.

An entry is considered complete when the Skier’s name is registered in EMS and the full Entry Fee Payment has been received.

The entry fee payment must follow the process described in the Official Competition Bulletin. No payment is required for Official Reserves.

Any skier entered as a Wild Card or Individual is also to be considered to be a TEAM reserve.

An entered skier may be replaced by a different one without penalty, provided that they have already been entered as a Reserve skier, wild card or individual.

The 75 days deadline does not include those skiers who may additionally qualify as individuals through the 60 days before Ranking List or the Pro Ranking List (If applicable). For those skiers the following deadlines apply:

- 1) The deadline to enter skiers who qualify under the 60 days before Ranking List is 30 days before the Championships.
- 2) The deadline to enter skiers who qualify under the Pro Tour Ranking List is 15 days before the Championships.

a) Fines for Late Registration.

Any Federation not meeting the registration deadlines will not be allowed to compete until their Federation pays a fine to the IWWF Representative at the Championships. The fines are as follows:

- * **US\$25** per skier if the registration is made between 74 and 60 days before the scheduled start of the first event of the Championships
- * **US\$50** per skier if the registration is made between 59 and 45 days before the scheduled start of the first event of the Championships
- * **US\$75** per skier if the registration is made between 44 to 30 days before the scheduled start of the first event of the Championships
- * **US\$100** per skier if the registration is made between 29 to 15 days before the scheduled start of the first event of the Championships
- * **Double the Entry Fee** per skier if the registration is made between 14 days until 12:00 (competition local time), 2 days before the scheduled start of the first event of the Championships

Example: scheduled start of the first event of the Championships is July 31 deadline to register skier is noon 12:00 UTC of July 29.

Two days before the start of the first event the entry lists shall be closed at noon 12:00 (competition local time) and thereafter the order of competitors entered and paid will be finalised and posted.

The Scorer in consultation with the Chief Judge should post Preliminary Running Orders 7 days preceding the start of events with the orders clearly marked as “Preliminary and subject to change”. No change in this order is allowed after noon (competition local time) of the two days preceding the start of events except that a team representative may without penalty:

- 1) Withdraw a skier from the competition.
- 2) Replace an injured skier with a qualified official reserve from the same team with the authority of the Chief Judge and before the start of the first event, that is, before the first skier taking part in the first event has started.
- 3) The substitute skier shall start first in the series in which he is qualified unless the draw has not yet been completed.

b) Team or individual athletes not showing up:

In the event a team or individual athletes (for whom their Federation has submitted a competition entry), fail to show up for a competition their entry fee shall still be payable in full, unless a valid written excuse is received by 12 noon of two days before the start of the competition.

A valid excuse may include a sickness certificate or a certificated injury and should be considered and agreed as valid by the IWWF Representative at the Championships.

All fines have to be paid on-site to the IWWF Representative at the Championships. No skiers will be allowed to start if any due fine is not paid.

If a “valid excuse” is accepted, the money will be refunded by the Organiser to the relative Federation, within 30 days after the end of the competition.

c) Establishment of seeding for the World Championships:

Seeding will be established using the Ranking List published 30 days before the start of the first event and the same dated list from one year prior where the skiers rank is the higher of the current list or the previous year’s list with a 25% penalty. Where seeding ties exist due to current and prior year list scores, the skier ranked from the current listed year will take the higher seed, followed by the skier from the previous year. If a tie still exists, then skiers seeding will be subject to a random draw.

For example: If the first day of competition skiing is Oct 12th the Ranking List published as of September 12th shall be use as well as the September 12th Ranking List of the prior year with a 25% penalty

Note: The 30 days before and the same dated list from one year prior, as soon as confirmed, will be posted on EMS, under “Competition Documents & Bulletins” section

Examples:

Skier	30 days before Ranking List	1 year and 30 days before Ranking List	Entry Seed
A	10	4 (x1.25=5)	5
B	12	11 (x1.25=13.75)	12
C	25	8 (x1.25=10)	10

Skiers with no performances on those lists list will be subject to a random draw in the lowest series unless he has at least two scores after the most recent ranking list. In that case the average to his two best scores will be used to position him in the seeding.

The number on the previous year Ranking List will be used with a 25% penalty.

1) Establishment of seeding for the top 5 overall men and women:

The top 5 overall men and the top 5 overall women attending the championships, and obtained as above, (comparing the 2-year Ranking List), shall all ski in the same seed group in each event.

The appropriate seed group for each event will be determined by taking the seed group of the highest placed top 5 overall skier and placing all 5 in that same series in addition to the original group size.

2) Establishment of seeding for other individually qualified overall skiers who are not on the single event ranking list:

An overall skier may have an overall ranking but not be on the event list. In this case the performance level will be used to pick the seed number. If it is from the previous year, the same 25% penalty shall apply. This will determine the seed group. That skier will be added to that seed group as the first skier on the water from that group.

3) Preliminary Round draw:

The skiers will then be divided into groups. The group size will normally be 10 men and 10 women but may be changed before the start of the championships by the Chief Judge. **For Jump, to determine the order of skiing, up to series 4 Rule 10.01 applies. For series 3, 2 and 1 skiers will remain in their seeding group and in within each series skiers jumping at a lower ramp height will ski before those jumping at a higher ramp height.** It is recommended that Series 1 and 2 for women and Series 1, 2 and 3 for men be scheduled so that these skiers will have similar conditions.

The starting order for the preliminary round will be made using reverse order of the combined seeding list achieved as described in rule [14.12 a\)](#).

d) Final round starting order

The order of the skiers qualified for the final round in any event shall be the reverse of their order of placement in the preliminary round of that event.

The starting order of competitors tied in placement shall be determined by their position in the preliminary round ranking, with the best ranked skier starting last among the tied competitors.

For Jump, while respecting the above, skiers jumping at low ramp height will ski before those jumping at the higher height.

14.13: Skier Eligibility

A Federation may select its team in any manner it desires however, each team member must be a citizen of the Federation represented, or otherwise qualify to ski as a representative of that Federation in accordance with IWWF policy. In case of doubt as to the nationality of a competitor, the Judges normally will refer to his passport. If a skier does not have a passport from the country for which he is skiing, he must prove qualification to ski for that country under IWWF policy. Each Federation shall certify to the Judges that all members of its team meet these qualification requirements.

Skiers who have already skied for one country in a previous World or Confederation Championships may not change countries without consulting and fulfilling the rules laid out in the IWWF Rules of Eligibility.

14.14: Wild Cards

Each Federation may enter 5 additional single event wild card skiers. The skiers must meet the eligibility rules as defined in 14:13 above. A Federation’s Wild Cards cannot be transferred to another Federation.

For the purpose of this rule Overall is not considered to be a single event.

This rule can be accepted or rejected by the organiser, with this decision included in the LAO when the BID is accepted.

The World Waterski Council retains the right to reject the use of Wild Cards in an event, taking into account the Competition site, entry numbers, or any other relevant issue, but must make this decision 6 months before the event start.

14.15: Placement Eligibility Chart

Skiers eligible to compete as Individuals at the relevant World Championships must be ranked within the positions shown in the charts below.

*** For Championships held from June to December, the April 30th Ranking List will be used.**

*** For Championships held from January to May, the October 31st Ranking List will be used.**

If the Championships take place more than 90 days after the publication of the applicable Ranking List, then in addition to the above, the Waterski Ranking List dated 60 days before the start of the Championships will also be used, in accordance with the chart below (Current Year).

The 60 days before Ranking, as soon as confirmed, will be posted on EMS, under “Competition Documents & Bulletins” section.

Current Year Ranking List	Open	U17	U21	35+	45+	55+	65+
Men Slalom	25	15	15	33	20	20	20
Women Slalom	20	15	15	33	20	20	20
Men Tricks	25	15	15	20	20	20	20
Women Tricks	20	15	15	20	20	20	20
Men Jump	25	15	15	20	20	20	20
Women Jump	20	15	15	20	20	20	20
Men Overall	15	8	8	15	15	15	15
Women Overall	15	8	8	15	15	15	15
Previous Year Ranking List	Open	U17	U21	35+	45+	55+	65+
Men Slalom	16	10	10	25	12	12	12
Women Slalom	12	10	10	25	12	12	12
Men Tricks	16	10	10	12	12	12	12
Women Tricks	12	10	10	12	12	12	12
Men Jump	16	10	10	12	12	12	12
Women Jump	12	10	10	12	12	12	12
Men Overall	8	5	5	12	12	12	12
Women Overall	8	5	5	12	12	12	12

Rule 14 – World Championships Administration

Pro List	30 days prior the World Championships	Previous Year Final Pro Tour Leaderboard
Men Slalom	14	14
Women Slalom	10	10
Men Tricks	8	8
Women Tricks	8	8
Men Jump	12	12
Women Jump	8	8

With the exception of the Open Championships, if a skier changes his age division (Under 17 to Under 21, Open to 35+, 35+ to 45+, 45+ to 55+ and 55+ to 65+) a Slalom score at 58, 55 or 52 will equal to a score at 55, 52 or 49, a Jump score will be accepted as it is regardless of speed/ramp height. Trick scores remain the same. If the skier changing divisions is in the top “n” (see above) of last year's list in any event including overall, he is qualified for that event in the new division.

These skiers will be added to the above numbers shown in the chart.

14.16: Scoring

Event placement for skiers qualifying for the final round will be based on their final round results only.

The better result obtained by the skier, in either the preliminary or the final round, shall count towards team score.

It is normally expected that the preliminary rounds in each event will be completed before any final round is started. However, under unusual circumstances the jury may alter the competition schedule (see [14:10](#)).

If by a 2/3 majority decision, the appointed judges decide it is impossible to complete the final round of one or more events in either division only the overall points from the preliminary round of all the events in that division will be used for overall placement and team scoring. In this case

if an event final cannot be completed, placement in that event shall be based on the preliminary round results.

14.17: Safety Director

At least two months before the competition, the organising Confederation Waterski Council shall appoint a Safety Director (see rule [4.01](#)), who will appoint such assistants as necessary and inform the IWWF President and the IWWF Waterski Council Chairman.

14.18: Identifying Bibs

In addition to rule 1.05

The central feature of the bib will be an identifying number on both the front and back of the bib. The individual digits of the number must be a minimum of 15 cm in height and be clearly visible from a distance. The bibs will be given to each team captain before the competition for distribution to his team. Spare bibs, with no numbers, should be available at the starting dock in case a skier's bib is damaged and unusable.

Refer to LAO for the complete approval process.

Rule 15 – World Open Championships Rules

15.01: Skiers who may participate

There are no limitations on the age of skiers entering the World Open Championships.

15.02: Team Selection

Each Federation which is affiliated with the IWWF shall have the right to select a team of skiers to represent their Federation in the World Championships. The team shall consist of a maximum of six skiers, with the further limitation that no team may have more than four men or four women.

Skiers not selected for their national teams may qualify to compete in the World Championships as individuals only in the relevant event(s) if they meet one or more of the following criteria:

- World Record Holder. The performance must have been ratified by the World Waterski Council and the President of the IWWF 30 days before the first day of the World Championships.
- Ranked as per rule 14.15
- Reigning World Champion in any event or the overall from the previously held World Championships.
- Top 3 places in slalom, trick, jump, and overall, from the most recently held U21 World Championships.

All skiers qualified as individuals must be entered by their Federation.

Skiers entering as individuals shall not have their scores count toward team standings.

15.03: Slalom Starting Speeds

	Preliminary	Final
Men	58@18.25	58@13.00
Women	55@18.25	55@14.25

The skier shall have the option of selecting the starting speed and rope length.

The skier will be credited with all buoys from each pass waived or skied up to and including his last perfect pass plus the number of buoys scored on his last incomplete pass, if any.

15.04: Overall and Team Competition

a) Qualification for Individual Overall Scoring

To qualify for overall, a competitor must ski in slalom, tricks and jump.

b) Round Selection for Overall Score

Individual overall results shall be calculated on the better score of either the preliminary or the final round for each skier qualified for the individual overall. Scores obtained in running off a tie shall not count towards overall.

c) Individual Overall Scoring Method

Each overall competitor shall be awarded in each event a certain number of overall points according to the relationship of his best score in either the preliminary round or the final round to the best score in the event during either round by a skier who is qualified as an overall skier.

The best performance in an event in either round by an overall skier shall be awarded 1000 points and be referred to as the "Best overall skiers score". All other performances shall be calculated according to the following formulae:

For Tricks: (skiers best event score x 1000) / Best Overall Skiers score

For Slalom: ((skiers best event score +12) x 1000) / (Best Overall Skiers score + 12)

(score from 55/18,25 for Women – score from 58/18,25 for Men)

Example 3@13 = 21 buoys starting the count at 18.25 so for overall scoring if the best overall skier's score was 6@12 or 30 buoys, the formula would be (21+12) X 1000 / (30 + 12)

For a skier to receive credit for these extra 12 points, he must have successfully completed his first pass (see Rule 8.02).

For jump the formula is different for men and women:

Men: ((skiers best event score – 25m) x 1000) / (Best Overall Skiers score – 25m)

Women: ((skiers best event score – 17m) x 1000) / (Best Overall Skiers score – 17m)

A skier's overall score in Jump shall not be reduced below zero.

d) Overall Placement

Individual Overall placement is based only on better score of either the preliminary or the final round.

e) Team Scoring

In team competition, the best three Team scores, men, or women, in each event (in the preliminaries or finals) shall be summed up to obtain the team score.

The best performance in an event in the preliminary or final round by a team skier shall be awarded 1000 points and be referred to as the “Best Team Score”. All other performances shall be calculated according to the above formulae substituting “Best Team Skier’s Score” for “Best Overall Skier’s Score”. The performance by a skier who is not an official member of his Federation’s team shall not be taken into consideration in the calculation of the team score.

Team scores are separate and distinct from Individual overall.

15.05: Wild Cards

Refer to rule [14.14](#)

Rule 16 – World Under 17 Championships Rules

16.01: Skiers who may Participate

The maximum age of any skier participating is 16 years as of December 31, preceding the competition. This means that the last year of eligibility of a skier is the year in which he has his 17th birthday.

16.02: Team Selection

Each Federation which is affiliated with the IWWF shall have the right to select a team of skiers to represent their Federation in the World Championships. The team shall consist of a maximum of 6 skiers, with the further limitation that no team may have more than four boys or four girls.

Skiers not selected for their national teams may qualify to compete in the World Championships as individuals only in the relevant event(s) if they meet one or more of the following criteria:

- World Record Holder. The performance must have been ratified by the World Waterski Council and the President of the IWWF 30 days before the first day of the World Championships.
- Ranked as per rule 14.15
- Reigning World Champion in any event from the previously held World Championships.

All skiers qualified as individuals must be entered by their Federation.

Skiers entering as individuals shall not have their scores count toward team standings.

16.03: Slalom Starting Speed:

	Preliminary	Final
Boys	52 Kph	58@18.25
Girls	49 Kph	55@18.25

The skier shall have the option of selecting the starting speed and rope length.

The skier will be credited with all buoys from each pass waived or skied up to and including his last perfect pass plus the number of buoys scored on his last incomplete pass, if any.

16.04: Overall and Team Competition

Rule [15:04](#) applies with the following changes in the formulae:

For Tricks (skiers best event score x 1000) / (Best Overall Skiers score)

For Slalom (skiers best event score x 1000) / (Best Overall Skiers score)

Score from 49/18,25 for Girls - Score from 52/18,25 for Boys

Example 3@13 = 33 buoys starting the count at 49 or 52/18.25 so for overall scoring if the best overall skier's score was 6@12 or 42 buoys, the formula would be (33x1000/42)

For Jump the formula is different for boys and girls:

Boys: (skiers best event score - 20m) x 1000) / (Best Overall Skiers score - 20m)

Girls: (skiers best event score - 13m) x 1000) / (Best Overall Skiers score - 13m)

A skier overall score in Jump shall not be reduced below zero.

16.05: Number of Officials

- 7 judges, 2 from each Confederation with 7th being named from the alternate nominations.
- 3 Drivers will be appointed.

16.06: Wild Cards

Refer to rule [14.14](#)

Rule 17 – World Under 21 Championships Rules

17.01: Skiers who may participate

The maximum age of any skier participating is 20 years as of December 31, preceding the Championships. This means that the last year of eligibility of a skier is the year in which he has his 21st birthday.

17.02: Team Selection

Each Federation which is affiliated with the IWWF shall have the right to select a team of skiers to represent their Federation in the World Championships. The team shall consist of a maximum of six skiers, with the further limitation that no team may have more than four men or four women.

Skiers not selected for their national teams may qualify to compete in the World Championships as individuals only in the relevant event(s) if they meet one or more of the following criteria:

- a) World Record Holder. The performance must have been ratified by the World Waterski Council and the President of the IWWF 30 days before the first day of the World Championships.
- b) Ranked as per rule 14.15
- c) Reigning World Champion in any event or the overall from the previously held World Championships.
- d) Top 3 places in slalom, trick, jump, and overall from the most recently held U-17 World Championships.

All skiers qualified as individuals must be entered by their Federation.

Skiers entering as individuals shall not have their scores count toward team standings.

17.03: Slalom Starting Speeds

	Preliminary	Final
Men	58@18.25	58@14.25
Women	55@18.25	55@16.00

The skier shall have the option of selecting the starting speed and rope length.

The skier will be credited with all buoys from each pass waived or skied up to and including his last perfect pass plus the number of buoys scored on his last incomplete pass, if any.

17.04: Overall and Team Competition

Rule [15:04](#) applies

17.05: Number of Officials

- a) 7 judges, 2 from each Confederation with 7th being named from the alternate nominations.
- b) 3 Drivers will be appointed.

17.06: Wild Cards

Refer to rule [14.14](#)

Rule 18 – World 35+ Championships Rules

18.01: Skiers who may participate

Skiers eligible for this competition are Men and Women in the age division listed below.

Division	Age	Division	Age
35+	35 years and older	70+	70 years and older
45+	45 years and older	75+	75 years and older
55+	55 years and older	80+	80 years and older
65+	65 years and older	85+	85 years and older

All ages refer to the age of the skier on the 31st December of the previous year.

There shall be no combination of divisions regardless of the number of competitors **with the exceptions detailed below**. Championship medals will be awarded in each division to the top three places (or the number of competitors if that is less than three) regardless of the number of competitors in the event **with the exceptions detailed below**.

For clarity: An eligible skier can compete in any one of the Age Divisions in which he/she falls.

(Example: a 76-year-old skier may choose to compete in any one of the 35+,45+,55+,65+,70+,75+ divisions)

A skier eligible or qualified in more than one of the age Divisions can compete only in one which, in all events, must be the same throughout the competition.

18.02: Team Selection

Each Federation may enter a Team composed of a maximum 10 skiers, with a maximum of 4 skiers in any age division and with a maximum of 3 skiers of the same sex in any age division.

Skiers not selected for their national teams may qualify to compete in the World Championships as individuals only in the relevant event(s) if they meet one or more of the following criteria:

- Ranked as per rule 14.15
- Reigning World Champion (if it falls in the same division) in any event or the overall from the previously held World Championships.

All skiers qualified as individuals must be entered by their Federation.

Skiers entering as individuals shall not have their scores count toward team standings.

Note: For each individual skier who ranks within an Age Division which is not their “true” Age Division, the number of skiers in Chart 14.15 will increase by “N”.

For example: a 46 y/o skier ranks 10th on the 35+ List and 8th on the 45+ list; the 35+ List eligibility will increase by 1. However, the 45+ list will not increase based on this skier.

- For team purposes, any competitor above 65 years old can be entered in the 65+ division (but to ski on the team, they must ski in the 65+ division).
- In addition to the limits set out in 18.05, any Federation can enter as many wild card competitors above 65 years old as they wish.
- The competition events for 75+, 80+ and 85+ shall be slalom, trick and jump only (**no overall**).

18.03: Slalom starting/shortening Speed:

Division	Start speed Prelims	Start speed Final	Shortening at	Division	Start speed Prelims	Start speed Final	Shortening at
35+ Men	55/18.25	55/16.00	55 kph	35+ Women	52 kph	55/18.25	55 kph
45+ Men	52 kph	55/18.25	55 kph	45+ Women	49 kph	52/18.25	52 kph
55+ Men	46 kph	49 kph	55 kph	55+ Women	43 kph	46 kph	52 kph
65+ Men	43 kph	46 kph	52 kph	65+ Women	40 kph	43 kph	49 kph
70+ Men	43 kph	46 kph	52 kph	70+ Women	40 kph	43 kph	49 kph
75+ Men	40 kph	43 kph	49 kph	75+ Women	37 kph	40 kph	46 kph
80+ Men	40 kph	43 kph	49 kph	80+ Women	37 kph	40 kph	46 kph
85+ Men	37 kph	40 kph	46 kph	85+ Women	34 kph	37 kph	46 kph

18.04: Overall and Team Competition

Rule [15:04](#) applies with the following changes.

Replaces 15.04 c): Individual Overall Scoring Method

Each overall competitor shall be awarded in each event a certain number of overall points according to the relationship of his best score in either the preliminary round or the final round to the best score in the event during either round by a skier who is qualified as an overall skier.

The best performance in an event in either round by an overall skier shall be awarded 1000 points and be referred to as the "Best overall skiers score". All other performances shall be calculated according to the following formulae:

Tricks: Skiers best event score X 1000 / Best overall Skiers score

Slalom: Skiers best event score X 1000 / Best overall Skiers score

35+: (score from 52/18,25 for Women - score from 55/18,25 for Men)

45+: (score from 49/18,25 for Women - score from 52/18,25 for Men)

55+: (score from 43/18,25 for Women - score from 46/18,25 for Men)

65+: (score from 40/18,25 for Women - score from 43/18,25 for Men)

70+: (score from 40/18,25 for Women - score from 43/18,25 for Men)

Jump:

35+ Women: ((Skiers best event score – 7) x 1000) / (Best overall Skiers score –7))

35+ Men: ((Skiers best event score – 20) x 1000) / (Best overall Skiers score –20))

45+ Women: Skiers best event score x 1000 / Best overall Skiers score

45+ Men: ((Skiers best event score – 15) x 1000) / (Best overall Skiers score –15))

55+ Women: ((Skiers best event score + 5) x 1000) / (Best overall Skiers score + 5))

55+ Men: ((Skiers best event score – 10) x 1000) / (Best overall Skiers score – 10))

65+ Women: ((Skiers best event score +10) x 1000) / (Best overall Skiers score +10))

65+ Men: Skiers best event score x 1000 / Best overall Skiers score

70+ Women: ((Skiers best event score +10) x1000) / (Best overall Skiers score +10))

70+ Men: Skier best event score x 1000/Best overall Skiers Score

A skier's overall score in Jump shall not be reduced below zero.

To qualify for overall in the 65+ and over age Divisions, competitors must ski in slalom and tricks. (competing in jump is not necessary).

Replaces 15.04 e): Team Scoring.

In team competition, the best 5 team scores from each event, in the preliminaries or finals, but with a maximum of 2 scores from the 8 age/sex categories (35+,45+,55+,65+, men, women) shall be summed up to obtain the team score.

The best performance in an event in the preliminary round or finals by a team skier shall be awarded 1000 points and be referred to as the "Best Team Score". All other performances shall be calculated according to the formulae shown above, substituting "Best Team Skier's Score" for "Best Overall Skier's Score". The performance by a skier who is not an official member of his Federation's team shall not be taken into consideration in the calculation of the team score.

Team scores are separate and distinct from Individual overall scores.

18.05: Wild Cards

Refer to rule [14.14](#)

SECTION 4 – MISCELLANEOUS RULES

Rule 19 – IWWF Multi-Sport Games

19.01: General

Multi-Sport games are usually geographically based and Federations in that geographical area are given requirements for number and gender of athletes as well as unique and specific rules regarding the number of athletes per country allowed in the finals. An important aspect of Multi-Sport Games is that the results of the event must be available immediately at the conclusion of the event. This issue is affected by potential protests and trick review times so the rules have been revised in those areas as shown below. The rules for the events will be identical to those in the rulebook with the following exceptions and additions. Unique format rules may be included to match the goal of the specific games. Often an Overall Event is allowed which requires a separate competition with a preliminary and final round.

19.02: Overall Final

The overall finals shall consist of each qualifying competitor (usually the top 4 overall skiers) receiving one round in each of the three events, slalom, tricks and jump. Separate men's and women's divisions will be held. The start order in each of the three events shall remain the same which shall be the reverse of the overall placement in the preliminary round.

The competitors shall slalom first according to all the rules of the slalom event. This will be followed by tricks and finally jump. (in the spirit of the rules, the optional lower heights of the jump should be allowed, if requested, which would potentially change the start order of the jump portion. If possible, this should be avoided - potentially the top overall skiers will all be using the higher ramp setting).

The competitor with the highest overall score based on performances in this round only shall be the winner. Any tie will be resolved by first using the jump score as a tiebreaker. If they are tied, then the tricks score will be used as a tiebreaker. If there is still a tie, then they must also have tied in slalom and the tie will be resolved by a run-off in the jump event.

The men's and women's events will run together in the order of women's slalom, men's slalom, women's tricks, men's tricks, women's jump, men's jump.

Overall points will be allocated according to the formula in Rule (15.04c) with "best score" being the best score in each event in the Overall Final.

For ranking list purposes, the overall event will be run under a different competition code to separate it from the standard events. (i.e. 15CAN10, 15CAN10a)

19.03: Who may Protest and How it is Done

Protests shall be made to the Chief Judge only by a team representative and shall be considered by the Appointed Judges. Protest must be made in writing, must state the reason(s) for the protest and quote the relevant rule number(s), and must be filed as soon as possible, but no later than 5 minutes after the results of the event are announced and the Judges scoring forms are available for inspection. The protest must be resolved within 10 minutes.

19.04: Trick Score Sheet Availability

The scoring sheets of each judge for every skier shall be made available for a period of 15 minutes for inspection by the team captain as soon as the provisional results are posted. Under the team captain's responsibility, a skier may view his own scoring sheets.

If a skier's score sheet is changed based upon this review, the changed sheet will be available for inspection for a period of 10 minutes after the revised results are posted assuming that this would not be less than the initial 15 minutes limit. Each time a sheet is changed, it will be available for another 10 minutes for review.

19.05: The World Games – Skier Selection

a) Discipline

There will be Slalom, Tricks and Jump.

b) N° of Competitors

54 competitors will be selected to take part in The World Games.

c) Ranking List to be used

Depending on the specific requested selection date, the IWWF Ranking List on that date will be used.

d) Selection Criteria

1) Initially the first 11 Men and 7 Women on the Ranking List will be selected, with a maximum of one skier per country per discipline.

2) A maximum of 5 skiers per Country will be selected.

If 6 skiers are originally selected, the lowest ranked will be dropped.

As it is likely that there will be some skiers selected in more than one discipline, additional skiers will be selected to achieve a total of 54 skiers.

3) These additional skiers will be the top ranked skiers from countries not picked in the original 11 Men and 7 Women, ensuring, as far as possible, the presence of competitors from all 5 Confederations (Continents). These skiers will be picked in the order of the Ranking List, independent of disciplines.

e) Skier Substitution

1) After the initial selections, if a country wants to substitute a skier, then that skier has to be higher ranked than the lowest ranked skier in the original 11 Men and 7 Women picked in that discipline. If not, the selection will go back to the IWWF World Ranking list.

2) Countries cannot substitute a skier from criteria 3) above, but if one of those skiers' declines, the next skier on the list, of a country not initially selected, will be chosen.

19.06: ANOC World Beach Games – Skier Selection

a) There is a limit of 24 athletes (12 Men and 12 Women)

b) There will be jump.

c) The selection mandate is to have the best athletes from the most countries, with maximum one athlete per country by gender except for the top 4 on the World Rankings list.

The top 4 ranked men/women are automatically selected and then the next 8 athletes are selected using the last approved World Rankings List. The top athletes wouldn't be considered in the one per country restriction but their countries would be considered selected (example if the top 4 skiers were FRA, USA, CAN, FRA then FRA, CAN and USA skiers have been selected but there would be 2 FRA skiers allowed).

Once the top 10 are selected, the 11th and 12th would either be the next athlete on the list or a substitute to provide Confederation representation.

If athletes decline to participate, a substitution is required.

The method used is:

1) If an athlete declines then he/she can be replaced by an athlete from the same country as long as that athlete is rated higher than the lowest ranked athlete in the event, with the exception that the lowest ranked athlete does not include athletes selected as substitutes for Confederation representation.

2) If that is not the case, then the next athlete on the original list is selected.

Rule 20 – World Cup Rules

World Cup Rules will be approved by the World Cup Committee and published prior to the start of the World Cup season.

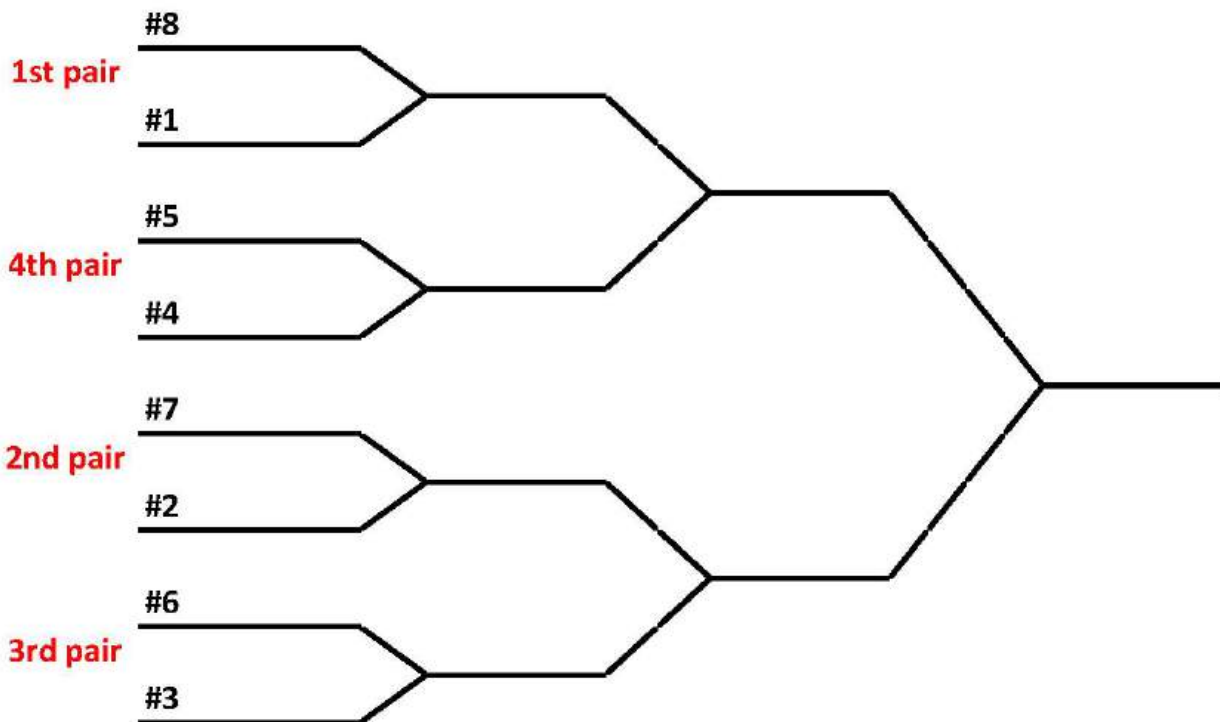
Rule 21 – Head to Head Competition

21.01: Head-to-Head Competition

Head-to-head competition may be held instead of the regular format detailed in these rules. A preliminary contest for seeding may be held, or seeding may be based on previous performances or the World Rankings.

- a) Rounds. The competition shall consist of three rounds.
- b) Cutting Procedure. The first round shall consist of eight skiers. The second round shall be cut to four skiers. The third round shall be cut to two skiers.
- c) Pairings. The top eight skiers are paired high score against low score. The skier with the higher score may choose to go out first or second at each pairing. In slalom, all skiers must start at the same predetermined speed and line length (see diagram).
- d) General. In each head-to-head pair, the skier going first shall follow the boat through the entrance gate in the slalom course, pass around the outside of any or all six buoys at his discretion, and proceed through the exit gate (constituting a pass). The boat shall then stop outside the course and the skier going second in the pair shall make a pass through the course in the same manner behind a second boat. If the first skier has not missed any buoys or gates, he shall re-enter the course from the opposite end, and following the completion of his pass, the second skier, if he has not missed any buoys or gates, shall also re-enter the course from the opposite end. The skiers shall continue in this manner until each of them has either fallen or missed a buoy or a gate. Jump and trick competition may be held in the same manner. Optionally, one boat may be used. In this case, the first skier will ski until he misses or falls. The second skier will then attempt to better the first skier's score.
- e) Placement shall be determined as follows:
The skier with the higher score in each head-to-head pair shall be the winner of that pair. If the skiers tie, the skier who went first shall be declared the pair winner. The skier winning the pairing in the third round shall be the winner of the event. The other skier in the final pair shall be considered as the second placed skier. Optionally, the two losers in the second round may be paired up to determine third place. If this is done, this pairing shall be run-off before the final pairing.
- f) Boats. Two alternating boats shall be used in all events. The order shall be determined by the Chief Judge. Optionally, one boat may be used (see d).

Head to Head Competition Pairing Tree



Rule 22 – Ski Flying

22.01: Ski Flying General Definition and Conditions

Ski Flying is intended to be an experimental, promotional event limited to pro skiers and with a limited number of contests sanctioned. All IWWF Rules apply per this rulebook with the following exceptions and modifications as noted below which will supersede the relevant rules as indicated. There will be both men's and women's competition.

22.02: Ski Fly Tow Lines

A competitor may furnish his own line and handle for the ski fly event and it may be of any dimensions or material. The length of the handle attachment measured from the inside surface of the attaching loop furthest from the handle to the centre portion of the handle furthest from the attaching loop must be no longer than 32.0m.

22.03: Ski Fly Ramp

- a) The ramp must be parallel to the jump course with a tolerance of +7 degrees open & 5 degrees open.
- b) The surface must be flat with a maximum deviation of 5cm from a plane as measured in [\(10.02 f\)](#)
- c) The jump ramp should be an inclined plane with an apron on the righthand side. The ramp shall meet the following specifications:
 - 1) Length out of the water: 7.35-7.50m at all points - (7.45 recommended)
 - 2) Height of ramp 1.78m (at 7.45m) - as required to meet angle specification
 - 3) Angle 0.239 +/- 0.003

22.04: Ski Fly Pylon Specifications

The height of the pylon will be no higher than 130cm.

22.05: Ski Fly Reference Buoys for Spectators

Distance buoys may be placed every 3m. Recommended to start at 67m and end at 85m. The buoys are for spectator reference and should be placed so as not to interfere with the skier.

22.06: Ski Fly Boat Minimum Qualification

A male skier must have a certified minimum jump score of 60.8m from an L or R class competition to qualify for a Ski Flying event.

A female skier must have a certified minimum jump score of 45.0m from an L or R class competition to qualify for a Ski Flying event.

22.07: Ski Fly Boat Speeds

- a) Speed control will be used
- b) The max speed for men is 72 kph.
- c) The max speed for women is 66 kph.
- d) The skier's chosen speed will remain constant in the 82m section.
- e) Speed may increase 8 kph in the 41m section from.
- f) Timing charts (note: only the 1st segment is timed).

Speed	fast	Actual	slow
57	5.11	5.18	5.25
60	4.86	4.92	4.99
63	4.63	4.69	4.75
66	4.42	4.47	4.53
69	4.23	4.28	4.33
72	4.05	4.10	4.15

22.08: Ski Fly World Records

World Records, if achieved, will be declared as official at the site on the authority of the Homologator and Chief Judge.

22.09: Ski Fly Course

Ski Fly Jump Course Dimensions

Dimension	Range
210m(length)	207.9m to 212.1m
210m(off-line)	-.5m to +.5m
82m	81.59m to 82.41m
41m	40.795m to 41.205m
19m	18.85m to 19.15m
23.0m	22.85m to 23.15m
10m	9.8m to 10.2m
5m	4.90m to 5.10m
4.0m	3.90m to 4.10m

Ski Fly Jump Course Buoy Colours

Buoy	Colour
19st	Red
23st	Red
19mt	Yellow
23mt	Yellow
19et	Red
23et	Red
19ec	Yellow
23ec	Yellow
210m	Green

Rule 23 – Records

23.01: What Records are Recognized

The IWWF shall recognise World records for tricks points, slalom performances, jump distances and overall points for the Open Men's and Women's divisions, Under 21 Men's and Women's and for Under 17 Boy's and Girl's divisions. The Confederations may, in addition, recognise Confederation records under the same standards provided for World records. The Confederations may, however, recognise records for divisions other than those recognised by the IWWF. The Confederation in which a record may be recognised shall be determined by the nationality of the skier rather than the location of the competition.

23.02: Competitions where Records may be set

Records may be set only at competitions homologated as a Record Capability Event by the IWWF, a Confederation, a Federation, or the World Waterski Council.

In any one competition, no more than four rounds are eligible for setting records.

23.03: Jump Records

A jump shall be a new record if it exceeds the current official record. If the distance equals the established record, the skier will become co-holder of the established record.

23.04: Slalom Records

A slalom performance shall be a new record if it exceeds by 1/4 point or more the current official record. If the score is equalled, the skier will become co-holder of the established record.

The Rope (handle and rope) shall be measured by the Jetty Marshall under the responsibility of the Homologator 15 minutes after the skier skis. Should the rope be out of tolerance, then it shall be retained by the competition officials, at normal room temperature, and retested after a one-hour relaxation period. If the rope remains out of tolerance after the one-hour period, the record gets denied but the score stand.

23.05: Tricks Records

A trick performance shall be a new record if it exceeds the current official record. If the score is equalled, the skier will become co- holder of the established record.

23.06: Open Division Overall Records

Current World Overall Record Event Scores

	Slalom	Trick	Jump	Overall Record
Men – Joel Poland	1.50@58/10.25	12160	70.1m	2716.07
Women – Hanna Straltsova	5.00@55/11.25	8890	59.8m	2581.39

An overall performance shall be a new record if it exceeds by 0.01 point or more the current official record. If the score is equalled, the skier will become co-holder of the established record. The scoring will be based on the scores noted in the following chart.

Overall Event Record Base Scores

	Slalom	Trick	Jump
Men	2.50@58/9.75 (50.5)	12570	77.4m
Women	4.50@55/10.25 (46.5)	11260	60.3m

Base Scores determined on January 1st, 2021, and shall be maintained for a period of five years unless the Waterski Council agrees to revise them at an earlier date.

Use these forms to calculate a potential new record.

The online forms are at: [IWWF World Overall Record Calculation Form](#)

Overall Records may be set in competitions where there is no overall competition as long as there are distinct rounds of each event and the performances are all in the same round.

For an Overall Record, each discipline is treated as a separate record - with trick review, slalom review and jump review by the applicable event judges on the site. For the overall record, the three event applications shall be submitted for Waterski Council approval.

An overall record cannot be approved until such time as each individual event element is approved if that individual element is a record.

Rule 23 – Records

23.07: Under 21 Record

Current Under-21 records

	Men	Women
Slalom	1.00@58/9.75	2.00@55/10.25
Tricks	13020	10790
Jump	69.00m	54.60m

23.08: Under 21 Overall Records

Current World Overall Record Event Scores

	Slalom	Trick	Jump	Overall Record
Men – Joel Poland	1.00@58/10.25	11030	65.7m	2534.20
Women – Kennedy Hansen	3.00@55/11.25	9360	48.5m	2351.95

An overall performance shall be a new record if it exceeds by 0.01 point or more the current official record. If the score is equalled, the skier will become co-holder of the established record. The scoring will be based on the scores noted in the following chart:

Under-21 Overall Event Record Base Scores

	Slalom	Trick	Jump
Men	2.50@58/9.75 (50.5)	12570	77.4m
Women	4.50@55/10.25 (46.5)	11260	60.3m

Base Scores for U-21 reflect the Open Division Record Base Scores.

Base Scores determined on January 1st, 2021, and shall be maintained for a period of five years unless the Waterski Council agrees to revise them at an earlier date.

Use these forms to calculate a potential new record.

The online forms are at: [IWWF World Overall Record Calculation Form](#)

Overall Records may be set in competitions where there is no overall competition as long as there are distinct rounds of each event and the performances are all in the same round.

For an Overall Record, each discipline is treated as a separate record - with trick review, slalom review and jump review by the applicable event judges on the site. For the overall record, the three event applications shall be submitted for Waterski Council approval.

An overall record cannot be approved until such time as each individual event element is approved if that individual element is a record.

23.09: Under 17 Records

Current Under 17 records

	Boys	Girls
Slalom	4.00@58/10.25	3.00@55/10.75
Tricks	12970	10440
Jump	59.1m	49.1m

23.10: Under 17 Division Overall Records

Current World Overall Record Event Scores

	Slalom	Trick	Jump	Overall Record
Boys – Martin Labra	3.50@58/11.25	11760	55.2m	2703.46
Girls – Brooke Baldwin	2.00@55/10.75	8670	43.5m	2754.70

An overall performance shall be a new record if it exceeds by 0.01 point or more the current official record. If the score is equalled, the skier will become co-holder of the established record. The scoring will be based on the scores noted in the following chart.

Under-17 Overall Event Record Base Scores

	Slalom	Trick	Jump
Boys	1.00@58/10.25 (55)	12050	59.1m
Girls	2.00@55/10.75 (50)	10440	46.0m

Base Scores determined on January 1st, 2021, and shall be maintained for a period of five years unless the Waterski Council agrees to revise them at an earlier date.

Use these forms to calculate a potential new record.

The online forms are at: [IWWF World Overall Record Calculation Form](#)

Overall Records may be set in competitions where there is no overall competition as long as there are distinct rounds of each event, and the performances are all in the same round.

For an Overall Record, each discipline is treated as a separate record - with trick review, slalom review and jump review by the applicable event judges on the site. For the overall record, the three event applications shall be submitted for Waterski Council approval.

An overall record cannot be approved until such time as each individual event element is approved if that individual element is in itself a record.

23.11: Ties in an Event

In the event of equal performances in a round of a competition event, the record shall be co-held no matter which skier may be the ultimate winner of the event.

23.12: Record Review Process

Specifications of equipment, courses and measuring devices shall be set by the Official IWWF Record Forms, which must be completed and certified by the Chief Judge and other required officials.

a) Slalom.

The following items need to be submitted:

- Record Application Form (all parts must be completed)
- Survey Files (homologation files)
- End Course Video or BPMS Data for the record pass and the preceding passes
- Video from the Boat for the record pass and the preceding passes

Approval Process

To be considered, a record performance must include all the items above. If any are missing the record will not be processed.

When all items are received the following procedure will be applied:

- Boat Path Verification – BPMS data and/or end course video (last 2 passes) will be reviewed by three people appointed by the Chairman of the World Waterski Council. The BPMS data/video will be examined to verify that the path is in accordance with rule 8.15. For World Records, the maximum individual buoy deviation cannot exceed 20cm.

Rule 23 – Records

- Buoys count - Five Judges, one from each of the five Confederations, will be appointed to review boat/designated video (buoys video). The decision on each buoy count is the decision of the majority of the five judges.

b) Tricks.

The following items need to be submitted:

- Record form (all parts must be completed)
- Original video from the Boat
- Judges’ pink sheets signed
- Scoring Calculation sheet

Approval Process

To be considered, a record performance, must include all the above items. If any are missing the record will not be processed.

When all items are received the following procedure will be applied:

- Time Verification - Time will be verified by 3 people appointed by the Chairman of the World Waterski Council.
- Record Review Panel – **For record verifications** the video will be viewed, by the Review Judges, as at the competition **either normal speed (100%) or 80% of normal speed**. Although the record verification cannot change the score recorded in the competition, the score may be changed for the record submission. The video will be sent with the record forms and the “Pink Sheets” to the chairman of the World Waterski Council.
- Tricks Call - A set of Judges will be appointed to review and call the video as defined below:
 - * If the original panel was 3 Judges, the convened panel will be **18** more Judges, as illustrated in the table below. These **18** convened Judges calls will be combined with the 3 competition Judges calls to give **21 sheets**. Each trick must have **13** Judges give it credit to pass.
 - * If the original panel was 5 Judges, the convened panel will be 16 more Judges, as illustrated in the below table. These 16 convened Judges calls will be combined with the 5 competition judges calls to give 21 sheets. Each trick must have 13 Judges give it credit to pass.

Panel - 3 Judges	Record in PanAm			
	Judges from PanAm	Judges from Europe/Africa	Judges from Asia/Oceania	
	4	7	7	21
	Record in Europe/Africa			
	Judges from PanAm	Judges from Europe/Africa	Judges from Asia/Oceania	
	7	4	7	21
	Record in Asia/Oceania			
	Judges from PanAm	Judges from Europe/Africa	Judges from Asia/Oceania	
	7	7	4	21
Panel – 5 Judges	Record in PanAm			
	Judges from PanAm	Judges from Europe/Africa	Judges from Asia/Oceania	
	4	6	6	21
	Record in Europe/Africa			
	Judges from PanAm	Judges from Europe/Africa	Judges from Asia/Oceania	
	6	4	6	21
	Record in Asia/Oceania			
	Judges from PanAm	Judges from Europe/Africa	Judges from Asia/Oceania	
	6	6	4	21

c) Jump.

The following items need to be submitted:

- Record form (all parts must be completed)
- Survey files of the jump course and the grid.
- It is recommended that a copy of the video used to calculate the jump distance is submitted.
- A digital picture of the record jump.
- A digital picture of the video grid box setup.
- All configuration and setup files used appropriate for the system being used to allow independent verification.

Approval Process

To be considered, a record performance, must include all the above items. If any are missing the record will not be processed.

When all items are received the following procedure will be applied:

- Jump Distance Verification - The Jump Distance will be verified by three people appointed by the Chairman of the World Waterski Council. The official distance shall be the longest distance possible from the majority of this group.

23.13: Record Administration

- a) World Records may only be set at competitions sanctioned by the IWWF, a Confederation, or an affiliated National Federation **per IWWF Rules for Record Capability – Class R.**
- b) At competitions where World Records may be set, the Competition Homologator shall be responsible for supplying the Chief Judge with the technical information required by the IWWF record application form.
- c) The Homologator, under supervision of the Chief Judge, shall be responsible for the completion of the required application. Within 7 days, the Homologator will notify the skier's Confederation or National Federation, and the Chairman of the IWWF Waterski Council (World Record Only). Within 15 days, the completed record application must be submitted to the skier's National Federation, the Chair of the Confederation Waterski Council where the record was performed; and to the Chair of the World Waterski Council (World Record Only).

The Record Application Form may be generated from the scoring program and supplemented with any additional required information.

Under no circumstances will a record application be considered unless the appropriate record application forms are completed, and all rules conformed to within 15 days.

- d) Upon receipt of the form and the necessary support documentation, the Chairman of the World Waterski Council will either approve or disapprove the application and will advise the World Waterski Council members and the IWWF President of his decision.
- e) The record will then be official, pending final ratification by the World Waterski Council.
- f) The World Waterski Council must advise the Chairman of their ratification or disapproval of his ruling within 30 days of their receipt of the information.
- g) Records shall be ratified if approved by a two-thirds majority of the World Waterski Council. There shall be no proxy voting.
- h) A record can only be approved if the performance was achieved during a sanctioned competition. Record performances achieved during a run-off of a tie are not acceptable.
- i) Should the Competition Homologator and/or Chief Judge fail in the responsibilities of these duties, sanction shall be determined and levied by the IWWF Executive Board following receipt of a report by the Confederation Waterski Council Chairman.
- j) In the unusual instance where a potential World Record performance occurred, and it was intentionally not applied for as a World Record, the Competition Homologator, Chief Judge, skier, and Federation may be subject to disciplinary action as determined by the World Waterski Council and the IWWF Executive Board.

Rule 24 – World Ranking List

The World Ranking List is a list of the best men and women skiers in each event ranked by performance. Lists are also produced for skiers meeting the age criteria and based on skiing the appropriate age division rules (see rule [2.03](#) – Excluding U-10).

If a skier competes in a different age division, a Slalom score at 58, 55, 52 or 49 will be equal to a score at any slower speed of 55, 52, 49 or 46. A Tricks score will be accepted as it is. A Jump score will be accepted as it is regardless of speed/ramp height, except that, a Jump performance done in an age division different from the Natural Age Division, will only be used in the Under 21 or Open Division Ranking List, regardless of the skier age, requested speed and ramp height.

The following will be implemented in 2026 after the new EMS Ranking List has had the necessary changes made to include these situations

If a skier competes in a different age division:

- Slalom scores at 58, 55, 52 or 49 will be equal to a score at any slower speed of 55, 52, 49 or 46.
- Trick scores will be accepted as they are.
- A Jump score executed in a different age division from the athlete's own, can only be used in the skiers age-division ranking list, if performed with a ramp height and speed appropriate to the athlete's age division.

If not, the score will only be valid for the U-21 and Open age divisions.

The ranking is based on the average of each skier's two best scores from two separate competitions and two separate sites. Only one score in each event is considered from each competition. Each IWWF Federation sanction Record Capability or World Standings List competitions from which the performances are taken. Performances are taken from published results and submitted by the sanctioning Federation or Confederation.

Any Trick Score over 11,000 point that is submitted to the Ranking List must either:

- a) Be performed in a "Record Capability" competition.
- b) Be performed in a "Rankings List" competition AND be ratified by a three judges panel appointed by the World Waterski Council.

If a skier records only one qualifying performance, he/she will not be eligible for the list. Ties on the ranking list will be broken by taking the highest score first to break the tie, then backed up by the second score, then the third score and so on.

If a performance in a Rankings List competition exceeds the current World Record, it will be placed on the rankings list as one increment below the current record. If a record score is made in a Record Capability competition but is subsequently rejected, it will be placed on the rankings list as one increment below the current record. (Slalom 0.25 or 0.50 buoy, Tricks 10 points, Jump 0.1m)

A separate ranking list overall will be calculated based on fixed scores in each event on a competition-by-competition basis. This means that an overall score can only be achieved for the list by having an overall performance at a competition. Event scores from multiple competitions will not be combined to calculate an overall score. An overall score shall be from a single round of a competition. The rounds of a competition shall be set by the organisers and are NOT based on the first time a skier ski in a multi round competition.

Ranking List Overall Score Basis

	Under 14 Boys	Under 14 Girls
Slalom	2.00@55/11.25 (56 buoys)	2.00@52/11.25 (56 buoys)
Trick	6630	5300
Jump	35.3	27.0
	U-17 Boys	U-17 Girls
Slalom	1.00@58/10.25 (55)	2.00@55/10.75 (50 buoys)
Trick	12050	10440
Jump	59.1	46.0
	Open and U-21 Men	Open and U-21 Women
Slalom	2.50@58/9.75 (50.5 buoys)	4.50@55/10.25 (46.5 buoys)
Trick	12570	11260
Jump	77.4	60.3

Rule 24 – World Ranking List

	35+ Men	45+ Men	55+ Men	65+ Men
Slalom	1@10.25 (43 buoys)	3@10.75 (45 buoys)	5@11.25 (53 buoys)	2@11.25 (50 buoys)
Trick	11100	5400	3200	3000
Jump	60.7	53.0	46.0	33.0
	35+ Women	45+ Women	55+ Women	65+ Women
Slalom	2@11.25 (38 buoys)	2@11.25 (38 buoys)	2@11.25 (50 buoys)	4@14.25 (34 buoys)
Trick	6000	4200	3700	2100
Jump	41.7	38.0	34.4	18.3

Ranking List Overall formula:

Tricks:

All categories

Skiers score X 1000 / Ranking List Overall Score Basis

Slalom:

Under 14

Skiers: score X 1000 / Ranking List Overall Score Basis.

Buoys count from 40/18,25 for Girls - 43/18,25 for Boys.

Under 17

Skiers score X 1000 / Ranking List Overall Score Basis.

Buoys count from 49/18,25 for Girls - 52/18,25 for Boys.

Under 21 and Open

(Skiers score + 12) X 1000 / (Ranking List Overall Score Basis + 12)

Buoys count from 55/18,25 for Women - 58/18,25 for Men.

Over 35

Skiers score X 1000 / Ranking List Overall Score Basis

35+: (Buoys count from 52/18,25 for Women - 55/18,25 for Men)

45+: (Buoys count from 49/18,25 for Women - 52/18,25 for Men)

55+: (Buoys count from 43/18,25 for Women - 46/18,25 for Men)

65+: (Buoys count from 40/18,25 for Women - 43/18,25 for Men)

Ranking List Buoys count table:

		25	28	31	34	37	40	43	46	49	52	55	58	16,00	14,25	13,00	12,00	11,25	10,75	10,25	9,75
U-10	Girls	6	12	18	24	30	36	42	48	54	X	X	X	60	66	72	78	84	90	96	102
	Boys	6	12	18	24	30	36	42	48	54	X	X	X	60	66	72	78	84	90	96	102
U-14	Girls						6	12	18	24	30	X	X	36	42	48	54	60	66	72	78
	Boys							6	12	18	24	30	X	36	42	48	54	60	66	72	78
U-17	Girls									6	12	18	X	24	30	36	42	48	54	60	66
	Boys										6	12	18	24	30	36	42	48	54	60	66
U-21 Open	Women	(Please note n. of buoys +12 as per the formula)										6	X	12	18	24	30	36	42	48	54
	Men												6	12	18	24	30	36	42	48	54
35+	Women										6	12	X	18	24	30	36	42	48	54	60
	Men											6	X	12	18	24	30	36	42	48	54
45+	Women									6	12	X	X	18	24	30	36	42	48	54	60
	Men										6	12	X	18	24	30	36	42	48	54	60
55+	Women							6	12	18	24	X	X	30	36	42	48	54	60	66	72
	Men								6	12	18	24	X	30	36	42	48	54	60	66	72
65+	Women						6	12	18	24	X	X	X	30	36	42	48	54	60	66	72
	Men							6	12	18	24	X	X	30	36	42	48	54	60	66	72

Jump:

Under 14 Girls:	$((\text{Skier score} - 7) \times 1000) / (\text{Ranking List Overall Score Basis} - 7)$
Under 14 Boys:	$((\text{Skier score} - 10) \times 1000) / (\text{Ranking List Overall Score Basis} - 10)$
Under 17 Girls:	$((\text{Skier score} - 13) \times 1000) / (\text{Ranking List Overall Score Basis} - 13)$
Under 17 Boys:	$((\text{Skier score} - 20) \times 1000) / (\text{Ranking List Overall Score Basis} - 20)$
Under 21 Women:	$((\text{Skier score} - 17) \times 1000) / (\text{Ranking List Overall Score Basis} - 17)$
Under 21 Men:	$((\text{Skier score} - 25) \times 1000) / (\text{Ranking List Overall Score Basis} - 25)$
Open Women:	$((\text{Skier score} - 17) \times 1000) / (\text{Ranking List Overall Score Basis} - 17)$
Open Men:	$((\text{Skier score} - 25) \times 1000) / (\text{Ranking List Overall Score Basis} - 25)$
35+ Women:	$((\text{Skier score} - 7) \times 1000) / (\text{Ranking List Overall Score Basis} - 7)$
35+ Men:	$((\text{Skier score} - 20) \times 1000) / (\text{Ranking List Overall Score Basis} - 20)$
45+ Women:	Skier score x 1000 / Ranking List Overall Score Basis
45+ Men:	$((\text{Skier score} - 15) \times 1000) / (\text{Ranking List Overall Score Basis} - 15)$
55+ Women:	$((\text{Skier score} + 5) \times 1000) / (\text{Ranking List Overall Score Basis} + 5)$
55+ Men:	$((\text{Skier score} - 10) \times 1000) / (\text{Ranking List Overall Score Basis} - 10)$
65+ Women:	$((\text{Skier score} + 10) \times 1000) / (\text{Ranking List Overall Score Basis} + 10)$
65+ Men:	Skier score x 1000 / Ranking List Overall Score Basis

Ranking List administration

The **Waterski Ranking List** is daily updated and archived at the end of each month. It is published on the IWWF EMS website at: <https://ems.iwwf.sport/RankingList/RankingListWaterski>.

For a competition to be eligible for inclusion in the Ranking List, the following files must be uploaded within 15 days:

- Ranking score file: <https://ems.iwwf.sport/>... competition details, menu Results, button Upload Results.
- Homologation dossier file: <https://ems.iwwf.sport/> ... competition details, menu Attachments, New File. File Category: select Other.

Scores uploaded more **than 15 days** after the competition will be added to the Ranking List only in exceptional cases, through the Discipline Administrator and for valid reasons.

All competition scoring software, in order to be used, must be approved by the IWWF.

To use competition files generated by the EMS, and to upload Ranking Score files, an approved interface must be used.

Rule 25 – General Homologation Guidelines

25.01: General Homologation Guidelines:

- a) The Homologator must complete the applicable step(s) of the Electronic Dossier checklist and must verify that the homologation requirements have been satisfied prior to the event.
- b) The Homologator must be present during the entire competition.
- c) The Homologator must ensure that all homologation requirements are maintained throughout the competition.
- d) For the duration and the validity of an homologations refer to art. [25.02 a\)](#) and art. [25.04 a\)](#).
- e) The survey date and re-verification data shall be documented in the Homologation Dossier.
- g) Site Code allocations:
Areas with more than one lake (connected or adjacent) shall be treated as one site with one unique site code if owned or controlled by the same entity. Site Codes are approved by the World Waterski Council. The World WSC may consider exceptions to this rule.
- h) The completed Electronic Dossier checklist shall be submitted within 15 days by uploading it to www.iwwfed.com via the Submit Homologation Dossier function.
- i) For World and Confederation Titled Events the Homologation Noticed must be posted before the competition starts.

25.02: Slalom Homologation Guidelines:

a) Slalom Survey

- 1) Survey methodology and equipment – See technical specification ([25.05](#)).
- 2) Individual Anchor Slalom Courses must be surveyed (full survey) within 90 days of the event and validated (G1– G4 and S1 – S6) by the Homologator within 10 days of the event. It is the responsibility of the Homologator to ensure that the buoys have not moved prior to the event. If there is any doubt the Homologator should make another full survey prior to the event.
- 3) A floating cable slalom course (approved single line, four-line, cross course) must be surveyed (full survey) within 10 days of the event and validated (G1–G4 and S1–S6) by the Homologator within 3 days of the event. It is the responsibility of the Homologator to ensure that the buoys have not moved prior to the event. If there is any doubt the Homologator should make another full survey prior to the event.
- 4) The centreline (**259m**) is a line from the middle of the entry gates to the middle of the exit gates.
- 5) Each left side boat guides (B2,B4,B6,B8,B10,B12) and the right-side boat guides (B1,B3,B5,B7,B9,B11) must each be visually straight. To ensure that each side is straight, each individual boat guide distance/width from the centreline/axis (1.15) is within 4cm of the average boat guide distance/width for that side.
(Example: Axis-B1=1.15, B3=1.16, B5=1.12, B7=1.18, B9=1.15, B11=1.17; Avg.=1.155 (Meets requirements).
- 6) To ensure that the visual centreline (axis), as seen from the boat guides, is equal to the calculated centreline (axis), the difference between the average boat guide width on each side should not be more than 4cm.
(Example: Axis B1-B11 Avg =1.155; Axis B2 -B12 Avg=1.20 (Does not meet requirement).
- 7) Reference 8.16 for Slalom Course Tolerance.

b) Slalom RTK-GPS (6 buoys course)

- 1) RTK-GPS System- See technical specification ([25.08](#)).
- 2) Setup and/or Verification of RTK-GPS system by the Homologator or their designee shall take place - before the competition starts - per the manufacturer's recommendations and these guidelines.
- 3) The Homologator must establish or verify an existing boat path course centreline. To establish a new course centreline, plot the entry and exit gates (G1, G2, G3, G4) and plot S1 through S6. To verify an existing boat path course centreline, use the Buoy Check feature to verify G1 and G3 buoys.

Note: This does not meet the requirements of the Full Survey as identified in [25.02\(a\)](#).

- 4) The system will perform a Boat Path Course centreline self-validation and provide the following as a minimum:

Width – Centreline Axis to G1/G2:

Rule 25 – General Homologation Guidelines

Width – Centreline Axis to G3/G4:

Width – Centreline Axis to S1:

Width – Centreline Axis to S6:

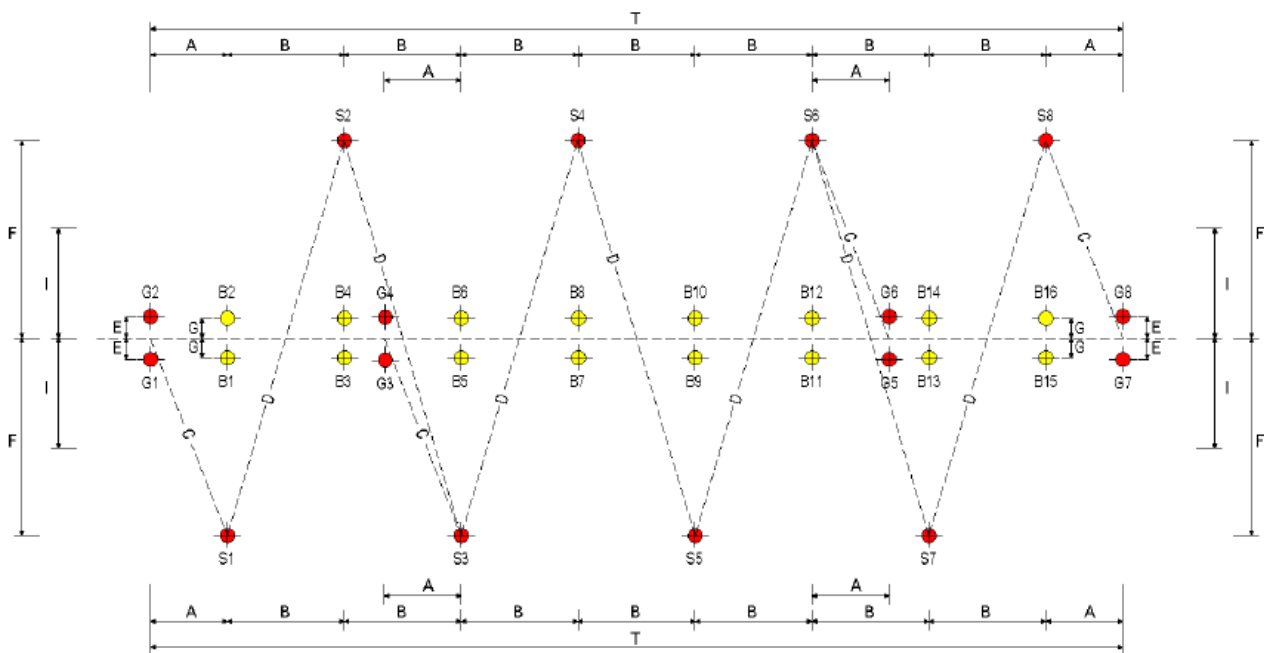
Average Width – S1, S3, S5:

Average Width – S2, S4, S6:

Average Width – S1, S2, S3, S4, S5, S6:

- 5) The Homologator and driver shall verify the centreline by driving through the course on the right-hand side, in each direction, and verify that the display deviations in each direction are similar.
- 6) During the competition, the Homologator may need to re-validate as necessary depending on conditions.
- 7) For RTK-GPS, the GPS antenna must be attached to the pylon but may be offset from the pylon based on the manufacturer’s recommendations.
- 8) The Homologator or designee will measure any antenna offset and validate that it is correctly entered in the system. The RTK-GPS Settings can only be changed under the direct supervision of the Homologator or designee.

c) Slalom Survey - 8 Bouy Course



Dimension	Minimum	ACTUAL	Maximum	Tolerance
T	340,148	341,000	341,853	1/4%
A	26,865	27,000	27,135	1/2%
B	40,795	41,000	41,205	1/2%
C	29,200	29,347	29,494	1/2%
D	46,776	47,011	47,246	1/2%
E	1,188	1,250	1,313	5%
F	11,385	11,500	11,615	1%
G	1,035	1,150	1,265	10%

Note: The average of **the eight measured F** dimensions cannot be less than 11.48m and not more than 11.54m.

Entry and Exit gate: Red/Orange Skier Buoys:Red/Orange Boat Guide Buoys:Yellow.

Boat path alignment (pre-gates) of colours contrasting to the skier and boat gate buoys (green recommended).

For safety reason soft buoys must be used for gates and skier buoys.

- 1) Survey methodology and equipment – See technical specification ([25.05](#)).
- 2) Individual Anchor Slalom Courses must be surveyed (**full survey**) **within 90 days** of the event and **validated (G1 to G8 and S1 to S8)** by the Homologator **within 10 days of the event**. It is the responsibility of the Homologator to ensure that the buoys have not moved prior to the event. If there is any doubt the Homologator should make another full survey prior to the event.
- 3) A floating cable slalom course (approved single line, four-line, cross course) must be surveyed (**full survey**) **within 10 days** of the event and **validated (G1 to G8 and S1 to S8)** by the Homologator **within 3 days of the event**. It is the responsibility of the Homologator to ensure that the buoys have not moved prior to the event. If there is any doubt the Homologator should make another full survey prior to the event.
- 4) **The centreline for an 8-bouy course (two overlapping 6-bouy courses) is 341m and it's a line from the middle of G1-G2 to the middle of G7-G8 gates.**
- 5) **The midpoint between G3/G4 and the midpoint between G5/G6 must not exceed 4cm from the centreline.**
- 6) **Each left side gate buoys (G2, G4, G6, G8) and the right-side gate buoys (G1, G3, G5, G7) must each be visually straight**
- 7) **Each left-side boat guides (B2,B4,B6,B8,B10,B12,B14,B16) and the right-side boat guides (B1,B3,B5,B7,B9,B11,B13,B15) must each be visually straight. To ensure that each side is straight, each individual boat guide distance/width from the centreline/axis (1.15) is within 4cm of the average boat guide distance/width for that side. (Example: Axis-B1=1.15, B3=1.16, B5=1.12, B7=1.18, B9=1.15, B11=1.17, B13=1.13, B15=1.17; Avg.=1.154 (Meets requirements).**
- 8) To ensure that the visual centreline (axis), as seen from the boat guides, is equal to the calculated centreline (axis), the difference between the average boat guide width on each side should not be more than 4cm.
(Example: Axis B1-B15 Avg =1.155; Axis B2 -B16 Avg=1.20 (Does not meet requirement).

d) Slalom RTK-GPS (8 buoys course)

- 1) RTK-GPS System- See technical specification ([25.08](#)).
- 2) Setup and/or Verification of RTK-GPS system by the Homologator or their designee shall take place - before the competition starts - per the manufacturer's recommendations and these guidelines.
- 3) **The Homologator must establish or verify an existing boat path course centreline. To establish a new course centreline, plot the entry and exit gates (G1,G2,G3,G4,G5,G6,G7,G8) and plot S1 through S8. To verify an existing boat path course centreline, use the Buoy Check feature to verify G1 and G7 buoys.**

Note: This does not meet the requirements of the Full Survey as identified in [25.02\(a\)](#).

- 4) The system will perform a Boat Path Course centreline self-validation and provide the following as a minimum:
 - Width – Centreline Axis to G1/G2:
 - Width – Centreline Axis to G7/G8:
 - Distance – Axis to Midpoint G3/G4
 - Distance – Axis to Midpoint G5/G6
 - Width – Centreline Axis to S1:
 - Width – Centreline Axis to S8:
 - Average Width – S1, S3, S5, S7:
 - Average Width – S2, S4, S6, S8:
 - Average Width – S1, S2, S3, S4, S5, S6, S7, S8:
- 5) The Homologator and driver shall verify the centreline by driving through the course on the right-hand side, in each direction, and verify that the display deviations in each direction are similar.
- 6) During the competition, the Homologator may need to re-validate as necessary depending on conditions.
- 7) For RTK-GPS, the GPS antenna must be attached to the pylon but may be offset from the pylon based on the manufacturer's recommendations.
- 8) The Homologator or designee will measure any antenna offset and validate that it is correctly entered

in the system. The RTK-GPS Settings can only be changed under the direct supervision of the Homologator or designee.

e) Slalom General

- 1) All skier buoys and end gates must be verified (diameter and height) ([8.07](#)).
- 2) All boat guides must be verified (diameter and height) ([8.07](#)).
- 3) All boat guides must be visually verified straight.
- 4) Buoys should be bright, distinct, and clearly visible.
- 5) Cameras and video capture devices meets the requirements ([25.06](#)).
- 6) The ropes should be stretched or used in practice.
- 7) Ropes and competition handles must be inspected and measured ([5.09](#)).
- 8) Personal handles shall be measured by the Jetty Marshall under the responsibility of the Homologator, immediately after the skier skis ([8.01](#)).
- 9) When using Video Base BPMS, the Homologator should record static pictures of the slalom end course for later reference if required.
- 10) Ensure any additional boat weight meets requirements ([5.06](#)).
- 11) Ensure Speed Control System meets technical requirements ([5.03](#), [5.04](#), [5.07](#)).
- 12) Records to be submitted using the IWWF Record application and data/video submitted ([Rule 23](#)).

25.03: Tricks Homologation Guidelines:

- a) Verify Trick Course meets requirements ([9.02](#), [9.23](#)).
- b) Establish a place to measure all trick rope releases ([9.13](#)).
- c) Ensure proper additional skier weight is available ([9.14](#)).
- d) Trick Timer Program - video with a free running clock embedded on the screen with a display of at least 1/100 second resolution.
- e) Verify that the video input (live/captured video) and trick timer program is correct (20 seconds) by comparing it to a videoing (live/input) electronic timer (digital clock).
- f) Ensure Speed Control meets technical requirements ([5.03](#), [5.04](#), [5.07](#)).
- g) Records to be submitted using the IWWF Record application and data/video submitted ([Rule 23](#)).

25.04: Jump Homologation Guidelines:

a) Jump Survey

- 1) Survey methodology and equipment – See technical specification ([25.05](#)).
- 2) A jump course must be surveyed (full survey) within 10 days of the event and validated by the Homologator within 3 days of the event. It is the responsibility of the Homologator to ensure that the buoys have not moved prior to the event. If there is any doubt, the Homologator should make.
- 3) The Course X Axis is a straight line that runs through the 15ST buoy and the 15MT buoy.
- 4) The Course Y Axis is a perpendicular line to the Course X Axis passing through the 15MT buoy (0,0).
- 5) The boat path centreline is a parallel line 2 meters from course X Axis (17 meters from the ramp).
- 6) The 15ET buoy and 15EC buoy must be within +/- 4cm of Course X Axis (15ST-15MT) and must visually be straight.
- 7) The 19ST, 19MT, 19ET and 19EC are parallel to the Course X Axis, must be visually straight and should have a width of 4m +/- 5cm to appear visually straight.
- 8) In instances where the jump course and the slalom course are integrated, it is suggested they are parallel.
- 9) Reference [10.16](#) for Jump Course Tolerance.

b) Jump RTK-GPS

- 1) RTK-GPS System- See technical specification ([25.08](#)).
- 2) Setup and/or Verification of RTK-GPS system by the Homologator or their designee shall take place - before the competition starts - per the manufacturer's recommendations and these guidelines.
- 3) The Homologator must establish or verify an existing boat path course centreline. To establish a new course centreline, plot the 15ST, 15MT, 19MT, 15ET, 19ST, 19ET buoys and Ramp CL. To verify an existing boat path course centreline, use the Buoy Check feature to verify and check the 15ST and 15ET buoys. Note: This does not meet the requirements of the Full Survey as identified in 25.04 (a).
- 4) The boat path centreline is 2 meters parallel to course X Axis (15ST-15MT).

- 5) The system will perform a Boat Path Course Centreline self-validation and provide the following as a minimum:
 - Width – 15ST to 19ST
 - Width – 15MT to 19MT
 - Width – 15ET to 19ET
 - Width – Ramp Centreline to X Axis
- 6) The Homologator and driver shall verify the boat path centreline by driving through the course split +2 and a split -2 and verify that the displayed deviations are correct.
- 7) During the competition, the Homologator may need to re-validate as necessary depending on conditions.
- 8) For RTK-GPS, the GPS antenna must be attached to the pylon but may be offset from the pylon based on the manufacturer's recommendations.
- 9) The Homologator or designee will measure any antenna offset and validate that it is correctly entered in the system. The RTK-GPS Settings can only be changed under the direct supervision of the Homologator or designee.
- 10) The RTK-GPS Survey data for BPMS must be included in the homologation dossier.

c) Jump General

- 1) All boat guides must be verified (diameter and height) [\(8.07\)](#).
- 2) All boat guides must be visually verified straight.
- 3) Buoys should be bright, distinct, and clearly visible.
- 4) Check buoy must be placed approximately in the middle of the grid outside the 8 m landing zone. The check buoys must be independent of the video jump grid (reference) buoys in that grid.
- 5) Check buoys should be a different colour than the grid marker buoys.
- 6) No buoys/obstructions shall be within 8m of landing zone (safety).
- 7) The jump ramp must be waxed.
- 8) Jump surface must be inspected to ensure no loose screws/loose panels.
- 9) Jump ramp must be inspected to ensure jump is secured (anchor lines, etc).
- 10) Jump ramp must have water on surface during the event.
- 11) Video Jump Measurement System (VJMS) - Visually check the placement marker for the grid (reference) buoy(s) and the check buoy. Revalidate as necessary.
- 12) Video Jump Measurement System (VJMS) Homologation Level - use the "System Self-Check" Homologation function to verify Class R $\leq 0.1\text{m}$ (10cm) or Class L $\leq 0.15\text{m}$ (15cm).
- 13) Video Jump Measurement System (VJMS) – Ensure video backup is available for immediate playback.
- 14) The Homologator should record static pictures of the jump measurement grids and EC Video (if applicable) for later reference (if required.).
- 15) Ensure Speed Control meets technical requirements [\(5.03, 5.04, 5.07\)](#).
- 16) Ensure jump switch contact closes when a 57 kgf (52 – 62kgf) load is applied using 10mm diameter line.

25.05: Survey Methodology:

- a) The acceptable methods to verify a course for L or R Competitions are:
 - 1) A three-point survey (instrument accuracy 20 seconds or better).
 - 2) A one-point with laser range finder survey (instrument accuracy 20 seconds or better).
 - 3) An approved RTK-GPS system.
- b) For a one-point survey, angle only spot checks from a second position are recommended.
- c) For a three-point survey, the maximum size acceptable triangle is one with an inscribed circle diameter of 10cm. If the diameter is greater than 10cm, one vertex may be used if it agrees with an alignment sighting.

25.06: Video Specification Requirements:

(rule [8.13](#), [8.15](#), [10.11](#))

- a) The camera and the video recording equipment must be set up and have sufficient quality for judging during the event and for necessary review after the event. Homologators must also check to ensure that the correct date and time is set on the DVR/computer each day.

b) Camera and Video Recording Quality

- 1) Camera and the video recording equipment must produce a recording with a minimum resolution of 704 x 480 (Aspect Ratio 4x3).
Minimum Recorded Framerate is 25 fps for PAL and 30 fps for NTSC, (Jump, may use a lower fps rate). Homologators must confirm that when recording on a DVR/computer, that each recording channel meets the minimum recording resolution requirement. Note: Some recording equipment “shares” the total resolution, resulting in a lower resolution per channel.
- 2) Slalom Boat Video in Class R (World Records) - the recommended boat video capture at a minimum resolution 720p at 60fps (May be a separate camera from the boat camera which is transmitted to the shore judge).
- 3) The video submitted to the Confederation for review must be submitted in an AVI/MPEG-4/MP4/MOV format.

c) End Course Camera Zoom

- 1) Minimum Zoom
 - * **Slalom** - Far Entry Gates minimum screen width ratio of 20% (recommended 30%).
 - * **Jump** - ST buoys minimum screen width ratio of 20%.
- 2) Digital Zoom may be used if the camera is equipped with sufficient resolution such that (resolution/digital zoom necessary to achieve minimum screen width ratio) is greater than the Minimum Acceptable Resolution (704 x 480).
NOT ACCEPTABLE EXAMPLE:
 - * Camera resolution 1080p (1920x1080).
 - * Digital Zoom used: 3x.
 - * Resulting End Course Resolution: 640x360 – Does not meet requirement.ACCEPTABLE EXAMPLE:
 - * Camera resolution 4K (3840x2160).
 - * Digital Zoom used: 4x.
 - * Resulting End Course Resolution: 960x540 – Meets requirement.

- d) The End course camera must be located on the centreline of the course. It is recommended that the Homologator ensures that the camera placement is within 10cm of the actual centreline.
- e) Required End Course Videos must be submitted to the appropriate Confederation as soon as possible after the competition by any of the means allowed by the Confederation. Only the end course video shall be submitted. The responsibility of the Homologator for the competition does not end until the videos have been received.
- f) End Course Video and Boat Setup: The position of the centre and maximum deviation lines of the boat shall be indicated by placing visible marks or vertical posts on the windshield showing the 20cm (slalom) or 40cm (jump) deviation lines. Marks shall be placed on the windshield that are visible in the end-course video camera (visible from both directions). The marks shall be placed 20cm (slalom) or 40cm (jump) from the centre of the windshield on both sides of the centre to aid in the determination of the 20 cm deviation. If the boat path deviation is determined by placing a string or line on the end course video, the end course camera must be exactly in the centre and exactly level so that the string or line is in the middle of both the entry and exit gates (slalom) or **NT** gates (jump).

25.07: Video Jump Measurement System:

a) Approved Video Jump Measurement System(s)

- 1) All Video Jump Measurement System (VJMS) must be approved by the IWWF Technical Committee. The World Waterski Council may approve systems based on video technology provided that proper verification and proof is given to the World Waterski Council at least 60 days before the proposed use.
 - * **SplashEyeFly** – Photogrammetric system using a drone and fixed ground targets (Donal Connolly)
 - * **SplashEye Jump Classic** – Photogrammetric system using one camera and grid buoys (Donal Connolly)
 - * **Video Tape Measure** – Photogrammetric system using one camera and grid buoys (Chip Shand, USA)
 - * **Boettcher** – Two-camera trigonometric system (Olaf Boettcher, GER)

- * **Loreto** – Two-camera trigonometric system (Felix Loreto, PER)
- * **Corson** – Photogrammetric system using one camera and grid buoys (Bob Corson, USA)
- * **Japan** – Three-camera trigonometric system (developed in Japan)

b) Measurement Definition

The VJMS shall calculate jump distance as follows:

- * Distance measured from the waterline directly below the center of the top edge of the ramp
- * To the first point of impact of the skier on the water surface closest to the ramp plus 2.1 meters

The point of impact is defined as the first point on the water surface touched by the skier upon landing.

Note: The additional 2.1 m corrects for earlier systems that measured distance to the landing plume rather than first point of impact.

c) Pixel Resolution Accuracy

The VJMS setup must be configured so that the maximum change in calculated jump distance resulting from a one-pixel movement—in either horizontal or vertical screen directions - does not exceed:

- * Class R events: 10 cm
- * Class L events: 15 cm

Existing video setups may be evaluated against this standard by systematically moving grid marker buoys (reference points) and simulated landing markers across adjacent pixels and observing the resulting calculated distance changes.

Such evaluations must be conducted throughout the expected operating range of the system.

d) Setup Verification Requirements

For a VJMS System to be approved, the system software must check for all the following conditions as part of the VJMS setup:

- 1) Image Positioning – Setup and Reference (check) buoys must be located within the central 30° of the camera field of view.
- 2) Coordinate Accuracy - Difference between x coordinate of survey position and verified position (assuming homologation axis is ST/MT) ≤ 0.10 m
- 3) Absolute Position Error - Absolute distance between the surveyed position and the verified position must be ≤ 0.40 m.
- 4) Ramp Distance Accuracy - Difference between the distance to the ramp from the verified position and the surveyed position must be within the tolerance defined in these rules.

e) Buoy Visibility and Monitoring

All buoys used during the VJMS setup process must:

- * Remain in position
- * Be clearly visible throughout the jump event

The VJMS must provide a function that displays the original setup markers on the buoys, allowing judges to monitor system stability. It is recommended that these markers remain visible during jump measurements. These markers serve as a visual reference to detect potential camera drift and determine whether system adjustment is required.

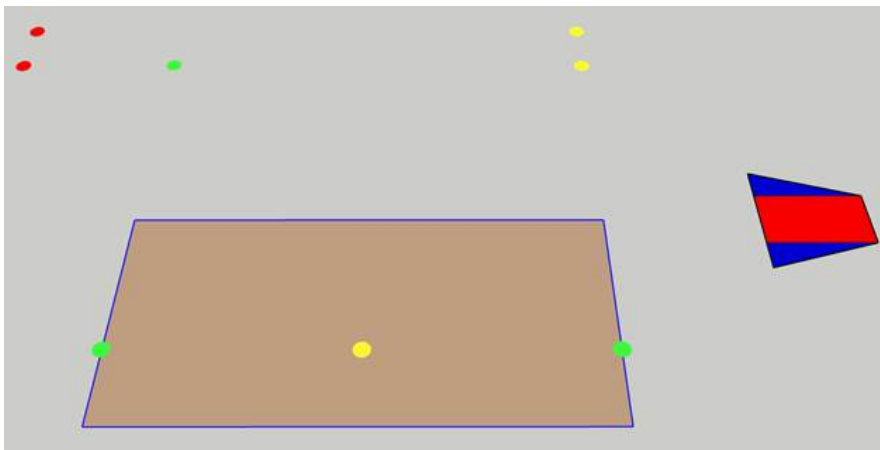
f) Setup Verification Procedure

A VJMS setup must be verified before it may be used to measure jumps.

Verification confirms that the system has been correctly configured and is ready for accurate measurement.

Verification process:

- * A reference (check) buoy shall be measured and compared to its surveyed coordinates.
- * The reference buoy:
 - * Must not have been used in the original setup
 - * Must be located within, or on the boundary of, the verified grid
 - * Must be on the ramp side of the 15MT–15ET line
 - * Must be between 23m and 35m from the 15MT–15ET line



The VJMS shall prompt the operator to mark the reference buoy on screen.

The system shall automatically compare the displayed physical position with the known surveyed coordinates and confirm whether the setup is within tolerance and approved for use.

g) Field Validation by Officials

The Homologator or Chief Judge may independently confirm correct VJMS operation by:

- * Measuring the distance from ramp center to the reference buoy,
- * Subtracting 2.1 m and comparing the result to the surveyed ramp-to-buoy distance.

The difference must not exceed:

- * 10 cm for Class R events
- * 15 cm for Class L events

25.08: BPMS System Technical Requirements:

a) Approved Boat Path Monitor System (BPMS)

- 1) All RTK-GPS BPMS must be approved by the IWWF Technical Control Committee.

Approved RTK-GPS BPMS:

- * Sure-Path (RTK-GPS).

- 2) All Video Based BPMS must be approved by the IWWF Technical Control Committee.

Approved Video Based BPMS:

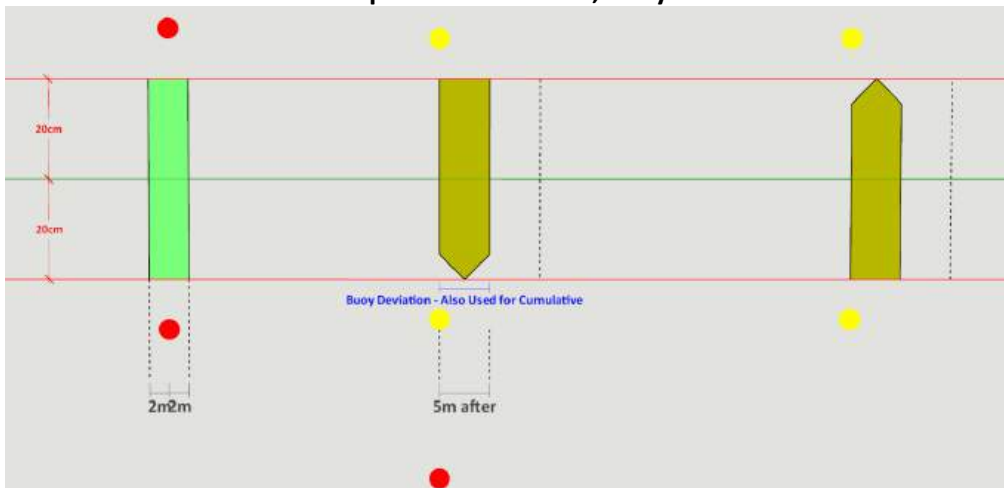
- * Splasheye Drive (Video System).

b) RTK-GPS Manufacturer Technical Specification

- 1) Raw data shall be recorded at a minimum rate of 10 times per second (10Hz).
- 2) Limited “smoothing” should be applied to the series of raw data points measured as the boat travels through the course. Smoothing should be applied by averaging each raw data point with its immediate predecessor. “Smoothed” data is to be used for all scoring, display, and monitoring purposes.
- 3) Raw unsmoothed data points shall be retained and available for export as required.
- 4) All measured deviations as described below will be rounded to the nearest centimetre.
- 5) All measured deviations shall be transmitted to the WaterskiConnect server for scoring.
- 6) Slalom Deviation is measured from the Slalom Course Centreline:
 - * **6 buoys course (G1/G2 and G3/G4)**
 - * **8-bouy Course (Direction 1: G3/G4 and G7/G8, Direction 2: G5/G6 and G1/G2)**
- 7) Slalom Buoy Deviation is defined as the reading nearest the skier, measured during the period from when the pylon is at the buoy to 5 meters after the buoy. This deviation is submitted to the scorer/judges.
- 8) Slalom Cumulative Deviation is defined as the arithmetic sum of the buoy deviations. This deviation is submitted to the scorer/judges.
- 9) Slalom Entry Gate Deviation is defined as the maximum reading from centreline measured during the period from when the pylon is 2m before to 2 meters after the gate.
 - * Entry Gate Deviation is not used in cumulative deviation.
 - * Exit Gates are not measured for deviation.

- 10) Slalom Pre-Gate deviation is measured at the Pre-Gate or the first reading immediate after the pre-gate. Pre-Gate Deviation is not used in cumulative deviation.
- 11) Slalom Zone Deviation is defined as the reading nearest the skier, measured during the period from when the pylon is 5 meters after the buoy to 10 m after the buoy. This is for driver information only.
- 12) For Slalom, a deviation away from the skier is Negative and a deviation towards the skier is Positive.
- 13) Jump boat course centreline deviation is the deviation from the course boat centreline (15/19ST and 15/19ET). Deviations are measured at 180m, ST, NT(52m after ST), MT, ET (or the first available reading after each point).
- 14) For Jump the system must have an offset from the centreline by +/- 1, 2 or 3 multiples of 30cm. Within the RTK-GPS system, deviations shall be measured and recorded from the true centreline but for scoring and display purposes. The appropriate offset shall be applied to the deviation readings.
- 15) For Jump, a deviation away from the jump is positive and towards the jump is negative.

Example of Slalom Gate, Buoy and Zone Deviation



c) Video-Based BPMS Technical Requirements

- 1) The deviation should be calculated at each frame within the relevant measurement zone and the single maximum recorded deviation used.
- 2) If not practicable due to time constraints to measure at every frame, a visual inspection process should determine the frame with maximum deviation and the maximum deviation should be measured from that frame.

25.09: Minimum Competition Standards

	World Record “R”	Ranking List “L”
Prior Announcement	YES *1	YES
Confederation Approved Panel	YES	YES
Number of Rounds	4	4
Conflict of Interest Rules	Refer to (3.04)	Refer to (3.04)
Chief Judge	“J1” or “J2”	“J1” or “J2”
Homologator	“H1” or “H2”	“H1” or “H2”
Chief Scorer	“S1” or “S2”	“S1” or “S2” or “S3”
Chief Driver	“D1” or “D2”	“D1” or “D2” or “D3”
Appointed Judges Minimum 3 (refer to *4)	“J1” or “J2”	“J1”, “J2” or J3 Majority of the Appointed Judges must be “J1” or “J2”
Duplication of duty	Any combination of two of the following positions may be held without conflict: Chief Judge/Driver/Scorer/Homologator/Judge (Refer to *3)	

The level of Officials as shown below refers to the level of Officials who can officiate each individual event.

SLALOM

Course Check	Refer to rule 25.01, 25.02 and 25.05	Refer to rule 25.01, 25.02 and 25.05
Slalom Course	No single centre line floating courses except of approved design *2	no single centre line floating courses except of approved design *2
Tolerances	Per Rule Book	Per Rule Book
Buoys	Measured	Measured
Timing	Automatic	Automatic
BPMS/End Course Video	Required - Refer to rule 8.15	Required - Refer to rule 8.15
Video method	Refer to rule 25.06	Refer to rule 25.06
Boat Video	Refer to rule 8.13	Refer to rule 8.13
Gate Video	Refer to rule 8.06, 8.13 and 8.18	Refer to rule 8.06, 8.13 and 8.18
Judging Towers	Refer to rule 8.06, 8.13 and 8.18	Refer to rule 8.06, 8.13 and 8.18
Judges	“J2” or higher	5 Judges: minimum 3 “J2” and 2 “J3” 3 Judges: minimum 2 “J2” and 1 “J3”
Driver	“D1” or “D2”	“D1”, “D2” or “D3”

TRICKS

Course Check	Refer to rule 25.01 and 25.03	Refer to rule 25.01 and 25.03
Tolerances	Per Rule Book	Per Rule Book
Timing	Video Timing	Video Timing
Video	Refer to rule 9.18 and 25.06	Refer to rule 9.18 and 25.06
Judges	5 Judges “J2” or higher or if immediate review available: 3 Judges “J2” or higher See Rule 9.12	5 Judges: minimum 3 “J2” and 2 “J3” or if immediate review available: 3 Judges: minimum 2 “J2” and 1 “J3” See Rule 9.12
Timer	Minimum 1 “J2” or higher and 1 “J3” Refer to rule 9.15	Minimum 1 “J2” or higher and 1 “J3” Refer to rule 9.15
Driver	“D1” or “D2”	“D1”, “D2” or “D3”

JUMP

Course Check	Refer to rule 25.01 , 25.04 and 25.05	Refer to rule 25.01 , 25.04 and 25.05
Tolerances	Per Rule Book	Per Rule Book
Timing	Automatic	Automatic
BPMS/End Course Video	Required - Refer to rule 10.11	Required - Refer to rule 10.11
Video Jump Measurement	Required Refer to rule 10.13 , 25.04 , 25.07	Required Refer to rule 10.13 , 25.04 , 25.07
Distance Calculation	Computer – Refer to rule 25.07	Computer – Refer to rule 25.07
Distance Program Check Homologation Level Verified	Yes - Refer to rule 25.04 , 25.07	Yes - Refer to rule 25.04 , 25.07
Judges	3 Judges “J2” or higher	3 Judges: minimum 2 “J2” and 1 “J3”
Video Judges	2 Judges “J2” or higher; or 1 “J2” or higher and 1 “H2” or higher Refer also to rule 10.12	2 Judges “J2” or higher; or 1 “J2” or higher and 1 “H2” or higher Refer also to rule 10.12
Driver	“D1” or “D2”	“D1”, “D2” or “D3”

*1 To obtain R homologation a competition must be sanctioned **15 days** in advance. Competitions will be shown as “Record Capability” on the EMS. All data needs to be completed including the proposed Officials panel. If not the maximum level of homologation granted to that event will be L.

*2 For a single centre line course to be used, the buoy support structure must be rigid. The buoy support structure is independent of the cable but attached to it. The structure must guarantee that the line of the three buoys is perpendicular to the wire. The centre cable must be taut to ensure a straight line. Please refer to additional material detailing this design in rule [25.11](#).

***3 Duplication of duties: (Chief Judge, Chief Scorer/Scorer, Homologator and Chief Driver/Driver)**

Any duplication of duties is limited to two functions but should be avoided if possible.

Where duplication causes a conflict, the final decision will be made by a simple majority of the Event Judges.

In any case of duplication of duty, the Official must have the required rating.

Allowed duplication of duty

Chief Judge and Chief Scorer/Scorer	Chief Scorer and Chief Judge
Chief Judge and Chief Driver/Driver	Chief Scorer and Chief Driver
Chief Judge and Homologator	Chief Scorer and Homologator
Chief Judge and Judge	Chief Scorer and Judge
Chief Driver and Chief Judge	Chief Driver and Homologator
Chief Driver and Chief Scorer	Chief Driver and Judge

A Driver cannot have more than two roles except tricks, where the driver may be the boat judge

***4 Appointed Judges**

The following rules are the responsibility of the Appointed Judges:

- 1.02: Exceptions to the Rules
- 1.03: Interpretation of the Rules
- 1.07: Unsportsmanlike Conduct
- 3.04: Officials Conflicts of Interest
- 3.05: Voting of the Judges
- 13.01: Who may Protest and How it is done
- 14.10: Schedule Changes
- 14.16: Scoring
- 19.03: Who may Protest and How it is Done

For the purpose of dealing with these rules the Event Judges of each event will also be considered to be Appointed Judges, except for Title Events, where all the Judges appointed by the WSC are the Appointed Judges.

25.10: Homologation Dossier (2026)

International Waterski and Wakeboard Federation Homologation Dossier: [Homologation Dossier](#)

HOMOLOGATION DOSSIER

Competition name: _____ Competition Code: _____
 Date: _____ Site Name: _____ Site Code: _____
 Organising Country: _____ Type of competition: (_____)
 Were cash prizes or merchandise awarded (Yes/No) (_____)

Homologator's and Chief Judge recommendation to Waterski Council

(Fill in R-Record, L-Standing List)

Event	Round 1	Round 2	Round 3	Round 4
Slalom	()	()	()	()
Tricks	()	()	()	()
Jump	()	()	()	()

HOMOLOGATOR'S CHECKLIST

If checked and all according to rules put OK.

If checked and any variation to the rules put an X and explain in "Remarks" section.

Not applicable is NA or leave blank for events not sanctioned.

BOAT CHECKLIST

- Boats and equipment (Rule 5) ()
- Speed Control (Rule 5) ()
 Manufacturer: (_____)
 Software Version: (_____)
- Jump Power factor Default (Titled event only) (_____)

SLALOM CHECKLIST

- Slalom Course Type: (_____)
 (single anchor/cross line/four-line floating/centreline frame/other)
- Slalom course Survey attach (8.16, 25.02): Survey date: (_____)
- Slalom buoy diameter/height checked (8.07, 25.02) ()
- All buoys are clearly visible (8.07, 25.02) ()
- Boat guides visually straight: Record average width (25.02) ()
 Average Width - Centreline to B1 - B11: (Difference max. 4cm) m (_____)
 Average Width - Centreline to B2 - B12: (Difference max. 4cm) m (_____)
- Gate Camera position and height (8.13/8.18) ()
- Gate Video Camera View and Recording (8.13, 25.06) ()
- Position and height of slalom tower (8.06, 8.13) ()
- Slalom Shore Official Configuration (8.13) ()
 - 4 judges- 2 on each side (44 deg.) (8.18) ()
 - 2 judges on one side (gate) + 1 judge on the other side ()
 - 2 judges, 1 on each side with gate video ()
 - 2 central tower w live boat video ()
 - 2 central towers without live boat video ()
- Measure/Inspect tourn supplied slalom lines/handles (5.09) ()
- Arrangement for checking of skier supplied slalom handles (5.11) ()
- Speed control mapped (5.03, 5.04, 5.07) ()
- Boat Path Monitoring System Used: (_____)
 (Sure-Path/SplashEye/other 25.08)

Rule 25 – General Homologation Guidelines

- 14. RTK-GPS Boat Path Measurement Verified w/Self Check: ()
 Record from BPMS (25.02):
 Width – Centerline Axis to G1/G2: m ()
 Width – Centerline Axis to G3/G4: m ()
 Average Width (S1, S3, S5) to Centerline: m ()
 Average Width (S2, S4, S6) to Centerline: m ()
- 15. If video base BPMS used, system verified (25.06, 25.08) ()
- 16. Boat camera and video recording (Class R) minimum
 704x480 pixels @ minimum 25fps (PAL) 30fps (NTSC) ()
- 17. If BPMS not used, EC Video forward to Federation/Confederation ()
 If upload, Filename: ()

TRICKS CHECKLIST

- 1. Trick course checked (9.01/9.23) ()
- 2. Arrangement for checking rope release (9.13) ()
- 3. Additional weight available (9.14) ()
- 4. Trick Officials
 5 Judges (9.12) ()
 3 Judges (9.12) ()
- 5. Video Tricks Timing system manufacturer ()
 (SplashEye/Video Stop Watch/Loreto/Bottcher/Corson/other)
- 6. Video Trick Timing System verified (25.03) ()
- 7. Video Trick Initial View – Speed: 80% () or 100% ()
- 8. Video Trick Second Review – Speed: 80% () or 100% ()

JUMP CHECKLIST

- 1. Jump Course type: ()
 (single anchor/cross line/two-line floating/centreline frame/other)
- 2. Jump course Survey attach (10.16, 25.04): Survey date: ()
- 3. Jump buoy diameter/height per rule (8.07, 25.04) ()
- 4. All buoys are clearly visible (8.07, 25.04) ()
- 5. Boat guides visually checked for straightness (25.04) ()
- 6. Measured & Inspect competition supplied line/handles (5.09) ()
- 7. Arrangement for checking skiers supplied line/handles (5.11, 25.04) ()
- 8. Inspect and/or calibrate jump switches. Tolerance 52kgf – 62kgf (25.c.16) ()
- 9. Manufacturer of Video Jump Measurement System (25.07) ()
 (SplashEye/Video Tape Measurement/Loreto/Boettcher/Corson)
- 10. Video Jump Measurement System – verify setup and homologation level (25.04, **25.07**) ()
- 11. Speed Control mapped (5.03, 5.04, 5.07) ()
- 12. Boat Path Monitoring System used (25.08): ()
 (Sure-Path/SplashEye/other)
- 13. RTK-GPS Boat Path Measurement verified w/self check: ()
 Record from BPMS (25.04): width 15ST to 19ST (4m+/-10cm) m ()
 width 15MT to 19MT (4m+/-10cm) m ()
 width 15ET to 19ET (4m+/-10cm) m ()
 width Ramp Centerline to X Axis (15m+/-15cm) m ()
- 14. If Video Base BPMS is used, system verified (25.06, 25.08) ()
- 15. If BPMS not used, EC Video Data forwarded to Federation or Confederation ()
 Filename: ()

RAMP SETUP

1. Ramp width at top and bottom is between 3.7m and 4.3m: ()
 Width (10.02): Top (m): () Bottom (m): ()
2. Ramp markings are clearly identified (6.50m & 7.00m) (10.02): ()
 Top edge to 6.50m line: Left Side (m) () Right Side (m) ()
 Top edge to 7.00m line: Left Side (m) () Right Side (m) ()
3. Length underwater from 7.00m line (10.02c) (m): ()
4. Ramp surface deviation verified (10.02)
 Maximum Deviation from plane (10.02f): cm ()
 Maximum Deviation Point from top edge (10.02f): m ()
5. Minimum side curtain depth under water with ramp set at 1.80M is 20cm (10.02): ()
6. Apron Angle (Min 28 deg / Max 60 deg): ()
 Measured at Ramp Height: m ()
 Length of apron edge from top corner to water: m ()
 Ratio of Length/height (min 0.5, max 0.0883): ()
7. Ramp surface inspected (25.04) ()
8. Ramp secure anchoring (25.04) ()
9. Ramp ratio verified and recorded (10.02) ()

RAMP SETTING

Setting	Height	Right Side		Left Side		
		Length	Ratio	Height	Length	Ratio
1.80	XXX.X	XXX.X	XXX.X	XXX.X	XXX.X	XXX.X
1.65	XXX.X	XXX.X	XXX.X	XXX.X	XXX.X	XXX.X
1.50	XXX.X	XXX.X	XXX.X	XXX.X	XXX.X	XXX.X
1.35	XXX.X	XXX.X	XXX.X	XXX.X	XXX.X	XXX.X

END OF HOMOLOGATION FORM

It is important to leave the above section in the exact format as it will be processed automatically. The following section is where free form comments are added, and attachments are made.

HOMOLOGATOR'S REMARKS - Must provide any variations (examples below):

- Rules:
- Course alterations:
- Malfunction of equipment:
- BPMS:
- Boat/Speed Control:
- Other:

Homologator:
 (name and address)
 (E-mail):

Chief Judge:
 (name and address)
 (E-mail):

This homologation record must be uploaded within 15 days of the competition. This will be done by uploading the dossier on EMS: <https://ems.iwwf.sport/> competition name, menu Attachments.

HOMOLOGATION NOTICE

For World and Confederation Titled Events the Homologation Notice must be posted before the competition starts.

Competition Name: _____

Date: _____

RAMP SETTING

Setting	Height	Right Side		Height	Left Side	
		Length	Ratio		Length	Ratio
1.35	()	()	()	()	()	()
1.50	()	()	()	()	()	()
1.65	()	()	()	()	()	()
1.80	()	()	()	()	()	()

Speed Control Manufacturer: _____

Software Version: _____ Default Power Factor (Jump) _____
Titled Events only.

We recommend to the IWWF Waterski Council the following class of homologation:

Event	Round 1	Round 2	Round 3	Round 4
Slalom	()	()	()	()
Tricks	()	()	()	()
Jump	()	()	()	()

Date: _____

Time: _____

Chief Judge

Homologator

Note: These recommendations may change during the competition.

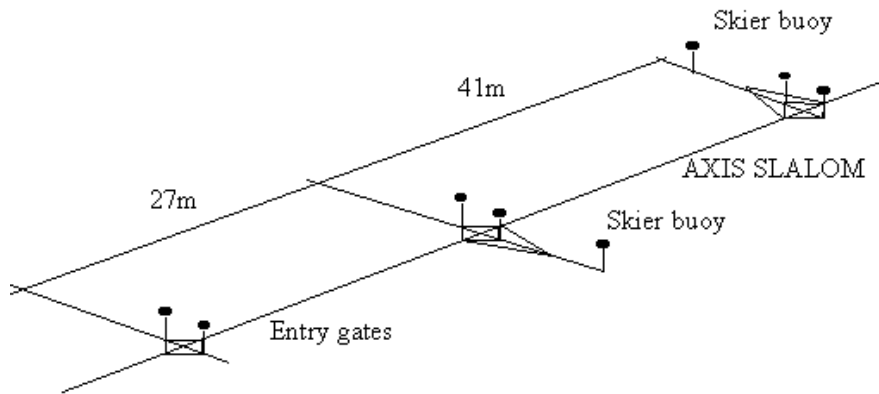
Remarks:

25.11: Allowable Structure for a Floating Course

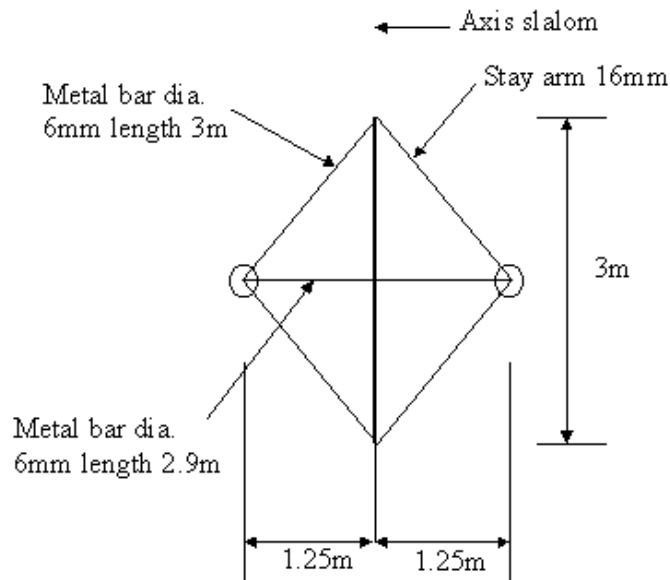
Each frame is separately attached to the cable. The frame must be horizontal in the water.

The 2 main bars of the frame must be perpendicular, so the length of the guy wires must be calculated in order to have a 90° angle and keep the frame square.

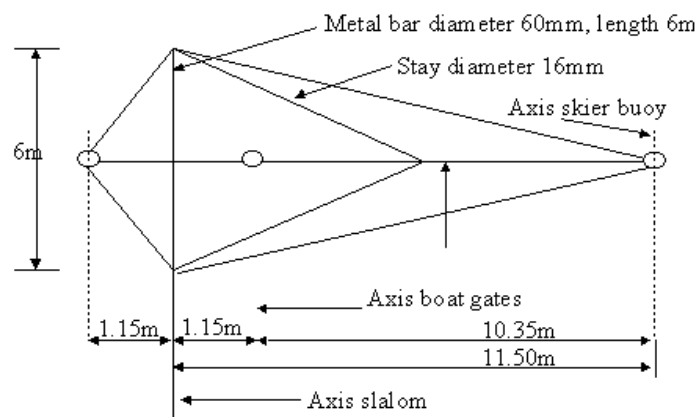
CENTRE LINE SLALOM COURSE PRINCIPLE



SLALOM - ENTRY GATES



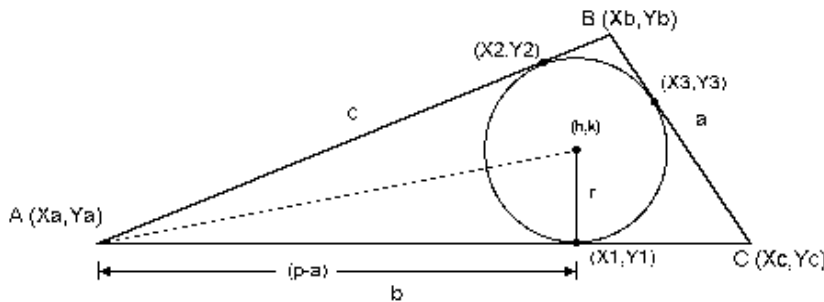
SLALOM FRAME



25.12: Specific Inscribed Circle Algorithm

(Note as one type of video system uses 3 cameras, this calculation method is still applicable).

Algebraic Solution of the Inscribed Circle where the absolute positions of the vertices of the triangle are known. This solution assumes that the triangle vertices have been found as required by normal trigonometric solution.



$$r = \text{SQRT}[(p-a)*(p-c)/p] \quad p = (a+b+c)/2$$

$$X1 = Xa + (p-a)*(Xc-Xa)/b \quad X2 = Xa + (p-a)*(Xb-Xa)/c \quad X3 = Xb + (p-b)*(Xc-Xb)/a$$

$$Y1 = Ya + (p-a)*(Yc-Ya)/b \quad Y2 = Ya + (p-a)*(Yb-Ya)/c \quad Y3 = Yb + (p-b)*(Yc-Yb)/a$$

Using the general formula $(X-h)^2 + (Y-k)^2 = r^2$, and substituting in $(X1, Y1)$, $(X2, Y2)$, $(X3, Y3)$ and solving the three equations simultaneously gives:

$$X1^2 - 2*X1*h + h^2 + Y1^2 - 2*Y1*k + k^2 - r^2 = 0 \quad (1)$$

$$X2^2 - 2*X2*h + h^2 + Y2^2 - 2*Y2*k + k^2 - r^2 = 0 \quad (2)$$

$$X3^2 - 2*X3*h + h^2 + Y3^2 - 2*Y3*k + k^2 - r^2 = 0 \quad (3)$$

Where subtracting (2) from (1) gives (4) and (3) from (2) gives (5)

$$X1^2 - 2*X1*h - X2^2 + 2*X2*h + Y1^2 - 2*Y1*k - Y2^2 + 2*Y2*k = 0 \quad (4)$$

$$X2^2 - 2*X2*h - X3^2 + 2*X3*h + Y2^2 - 2*Y2*k - Y3^2 + 2*Y3*k = 0 \quad (5)$$

Combining terms and reducing (4) gives (6): Combining terms and reducing (5) gives (7):

$$h*(2*X2 - 2*X1) = -k*(2*Y2 - 2*Y1) + Y2^2 - Y1^2 + X2^2 - X1^2 \quad (6)$$

$$h*(2*X3 - 2*X2) = -k*(2*Y3 - 2*Y2) + Y3^2 - Y2^2 + X3^2 - X2^2 \quad (7)$$

Substituting the following terms:

$$A = 2*X2 - 2*X1 \quad B = 2*Y2 - 2*Y1 \quad C = Y2^2 - Y1^2 + X2^2 - X1^2$$


$$D = 2*X3 - 2*X2 \quad E = 2*Y3 - 2*Y2 \quad F = Y3^2 - Y2^2 + X3^2 - X2^2$$

gives from (6) $h = (C - B*k)/A$ (8), and gives from (7) $h = (F - E*k)/D$ (9)

Since (8) = (9) $k((D*C - A*F)/(B*D - A*E))$ $h = (F - E*k)/D$

Where h is the X coordinate of the centre of the inscribed circle and k is the Y coordinate of the centre of the inscribed circle.

Note that if $X2 = X3$ the solution will not reduce, and the vertices of the triangle will need to be re-labelled. This is also true of the denominator of k. However, since each of these values is calculated, the chance of this is exceedingly small, but a test should be made for it as it is certain to happen on a World Record jump.

 International Waterski & Wakeboard Federation	Name: _____	Bib: _____
--	-------------	------------

Speed: _____

J Letter: _____

Power Factor: _____

Mode:	Slalom	Jump
--------------	---------------	-------------


M

Hydrogate

0(S) 1 2 3 4 5 6 7 8 9 **10(J)**

P Boat Path: _____

RTB	FAST
------------	-------------

 International Waterski & Wakeboard Federation	Name: _____	Bib: _____
---	-------------	------------

Speed: _____

J Letter: _____

Power Factor: _____

Mode:	Slalom	Jump
--------------	---------------	-------------

M

Hydrogate

0(S) 1 2 3 4 5 6 7 8 9 **10(J)**

P Boat Path: _____

RTB	FAST
------------	-------------

Trick Timing Chart

Skier _____

Timers _____

Pass 1

Pass 2

Positional Trick

1st Trick in Time

3rd to last Trick in Time

2nd to last Trick in Time

Last Trick in Time

Trick out of Time

Trick Timing Chart

Skier _____

Timers _____

Pass 1

Pass 2

Positional Trick

1st Trick in Time

3rd to last Trick in Time

2nd to last Trick in Time

Last Trick in Time

Trick out of Time

Trick Timing Chart

Skier _____

Timers _____

Pass 1

Pass 2

Positional Trick

1st Trick in Time

3rd to last Trick in Time

2nd to last Trick in Time

Last Trick in Time

Trick out of Time

Trick Timing Chart

Skier _____

Timers _____

Pass 1

Pass 2

Positional Trick

1st Trick in Time

3rd to last Trick in Time

2nd to last Trick in Time

Last Trick in Time

Trick out of Time



International Waterski & Wakeboard Federation

Name: _____

Bib: _____

Pass 1

Pass 2

Speed: _____

Speed: _____

Letter: _____

Letter: _____

Hydrogate: 0(S) 1 2 3 4 5
6 7 8 9 10(T)

Hydrogate: 0(S) 1 2 3 4 5
6 7 8 9 10(T)

Ballast: 0% 25% 50%
75% 100%

Ballast: 0% 25% 50%
75% 100%

Pos. Trick: _____

Pos. Trick: _____



T

R

I

C

K



Draw in where you want the buoy

Draw in where you want the buoy



International Waterski & Wakeboard Federation

Name: _____

Bib: _____

Pass 1

Pass 2

Speed: _____

Speed: _____

Letter: _____

Letter: _____

Hydrogate: 0(S) 1 2 3 4 5
6 7 8 9 10(T)

Hydrogate: 0(S) 1 2 3 4 5
6 7 8 9 10(T)

Ballast: 0% 25% 50%
75% 100%

Ballast: 0% 25% 50%
75% 100%

Pos. Trick: _____

Pos. Trick: _____



T

R

I


C


K





Draw in where you want the buoy

Draw in where you want the buoy

 <small>International Waterski & Wakeboard Federation</small>	Name:		Bib:
	Pass 1	Pass 2	
S	L	A	Speed: _____
L			Speed: _____
O			Rope: _____
M			Rope: _____

 <small>International Waterski & Wakeboard Federation</small>	Name:		Bib:
	Pass 1	Pass 2	
S	L	A	Speed: _____
L			Speed: _____
O			Rope: _____
M			Rope: _____

 <small>International Waterski & Wakeboard Federation</small>	Name:		Bib:
	Pass 1	Pass 2	
S	L	A	Speed: _____
L			Speed: _____
O			Rope: _____
M			Rope: _____

 <small>International Waterski & Wakeboard Federation</small>	Name:		Bib:
	Pass 1	Pass 2	
S	L	A	Speed: _____
L			Speed: _____
O			Rope: _____
M			Rope: _____